

School District
 2023-2024 Estimate of Needs
 and
 Financial Statement of the Fiscal Year 2022-2023

Board of Education of Peggs Public Schools
 District No. C031
 County of Cherokee
 State of Oklahoma

FILED

OCT 19 2023

STATE AUDITOR & INSPECTOR

To the Excise Board of said County and State, Greetings:

Pursuant to the requirements of 68 O. S. 2001 Section 3002, we submit herewith, for your consideration the within statement of the financial condition of the Board of Education of Peggs Public Schools, District No. C031, County of Cherokee, State of Oklahoma for the fiscal year beginning July 1, 2023, and ending June 30, 2024, together with an itemized statement of the estimated Income and Probable Needs of said School District for the ensuing fiscal year. We have separately prepared, executed and submit Financial Statements for the Fiscal Year so terminated, and Estimate of Requirements for the ensuing Fiscal Year, for such Sinking Fund, if any, as pertains to this District for the Bond, Coupon, and Judgment indebtedness, if any, outstanding and unpaid as of June 30, 2024, and also for the Sinking Fund of any disorganized District whose area or the major portion thereof is now embraced within the boundaries of this District; and this Certificate is as applicable thereto as if fully embodied therein. The same have been prepared in conformity with Statute.

Two copies of this Financial Statement and Estimate of Needs should be filed with the County Clerk not later than September 30 for all School Districts. One complete signed copy must be sent to the State Auditor and Inspector, 2300 N. Lincoln Blvd Room 100, Oklahoma City, OK 73105-4801 and one copy will be retained by the County Clerk. If publication may not be had by date required for filing, affidavit and proof of publication are required to be attached within five days after date of filing.

Prepared by: Kevin Dudley CPA

Submitted to the Cherokee County Excise Board

This _____ Day of _____, 2023

School Board Member's Signatures

Chairman: <u>Jimmy Long</u>	Clerk: <u>Audra Conner</u>
Member: <u>James Cole</u>	Member: _____
Member: _____	Member: _____
Member: _____	Member: _____
Member: _____	Member: _____
Treasurer: <u>Dejuana Jure</u>	Member: _____

In addition,

1. We, the undersigned, duly elected, qualified and acting officers of the Board of Education of the aforesaid School District located wholly or in major area in the County and State aforesaid, do hereby certify that, at regular session begun at the time provided by law, we carefully considered the reports submitted by the several officers and employees as required by 68 O. S. 2001 Section 3004, carefully considered the statements and estimate of needs heretofore prepared for the purpose of ascertaining any additional or emergency levy necessary for the ensuing fiscal year and revised, corrected or amended the same to disclose the true fiscal condition as of June 30, 2023, and to provide for the needs of the District for the ensuing fiscal year as now ascertained; and we do hereby certify that the within statement of the financial condition is true and correct, and that the within estimates for all purposes for the ensuing fiscal year are reasonably necessary for the proper conduct of the affairs of said School District, and that the statement of Estimated Income from sources other than ad valorem taxes is not in excess of the lawfully authorized ratio of the actual collections from such sources during the previous fiscal year.
2. We further certify that any cash fund balance reported in our Building Fund is required for immediate or cumulative program of construction unless there be attached within a verified copy of a resolution signed by a majority of the members of this Board to the effect the program of building has been completed or abandoned. If attached, then the Excise Board is directed to apply said Balance to reduce Levies in accordance with 62 O. S. 2001, Section 333.
3. We also certify that a levy of 15.000 Mills over and above the number of mills allocated by the County Excise Board will be reasonably necessary for the proper conduct of the affairs of said school district during the fiscal year 2023-2024.
4. We also certify that, after due and legal notice of an election thereon, an emergency levy of 5.000 Mills, over and above the number of mills provided by Law and allocated by the County Excise Board in addition thereto for school purposes, were made permanent by election.
5. We also certify that, after due and legal notice of an election thereon, a local support levy of 10.000 Mills, in addition to the levies hereinbefore provided, were made permanent by election.
6. We also certify that, after due and legal notice of an election thereon, pursuant to Article 10, Section 10, of the Constitution of Oklahoma, an additional levy of 5.000 Mills, were made permanent by election.

Audra Conner
 Clerk of Board of Education

Jimmy Lyons
 President of Board of Education

Dejuana Fine
 Treasurer of Board of Education

Subscribed and sworn to before me this 4th day of September, 2023.

Heather Smith
 Notary Public

9/20/2025
 My Commission Expires



Affidavit of Publication

State of Oklahoma, County of Cherokee

I, _____, the undersigned duly qualified and acting Clerk of the Board of Education of Peggs Public Schools, School District No. C031, County and State aforesaid, being first duly sworn according to law, hereby depose and say:

1. That I complied with 68 O. S. 2001 Section 3002, (both independent and dependent) by having the within Financial Statement and Estimate of Needs which was prepared at the time and in the manner provided by law, published as required by law, in a legally-qualified newspaper of general circulation in the district, there being no legally-qualified newspaper published in the school district, as evidenced by a copy of such published statement and estimate together with proof of publication thereof attached hereto marked Exhibit No. 1 and made a part hereof (strike inapplicable phrases).
2. That I complied with currently effective statutes, by having the Notice of Emergency Levy Election and the call for such Election on the date hereinbefore certified by the Governing Board, the Itemized Statements and the Itemized Estimate of the amount necessary for the ensuing fiscal year requiring such emergency levy for the current expense purposes as prepared by the Board of Education duly published or posted, as the case may be, in full compliance with law for this class of school district, and as provided by law duly made public in the manner and at the time provided by law, for this class of district and in all respects according to law, in relation to said election on such emergency levy as hereinbefore certified by said Governing Board.
3. That I complied with the statute by having published or posted (if required for this class of district) the notice of local support levy election, and the call for such election on the date hereinbefore certified by the Board of Education. That the Estimate of Needs as prepared by the Board of Education required such local support levy in addition to other tax levies, to fully meet the current expense purposes of the school district for the ensuing year.
4. That in conformity to resolution by said Board of Education, I caused Notice of Building Fund Levy Election under the provisions of Article 10, Section 10, Oklahoma Constitution, and the Call of such Election on the date hereinbefore certified by the Governing Board, together with Itemized Statements and an Estimate of the amount necessary for the ensuing fiscal year requiring such levy for the purpose of erecting, remodeling or repairing school buildings, and for purchasing school furniture, in said District, published or posted to contain such Notice and Call, fixing the number of voting places and particularly describing each and every such place or places, and fixing the day on which such election should be had after the expiration of such notice, duly published or posted as is required by law for this class of district.

Audra Conner
Clerk, Board of Education


Subscribed and sworn to before me this 6th day of September, 2023.

Heather Smith
Notary Public

9/20/2025
My Commission Expires



Cheryl A. Grammel
Secretary and Clerk of Excise Board
Cherokee County, Oklahoma



Published in the Tahlequah Daily Press on September 17, 2023.

Publication Sheet - Board of Education
 Financial Statement of the Various Funds for the Fiscal Year Ending June 30, 2023
 Estimate of Needs for Fiscal Year Ending June 30, 2024
 Peggs Public Schools, School District No. C031, Cherokee County, Oklahoma


AFFIDAVIT OF PUBLICATION

County of Cherokee, State of Oklahoma


Tahlequah Daily Press
 106 West 2nd Street
 Tahlequah, OK 74464
 918-456-8833

I, Jake Meink, of lawful age, being duly sworn upon oath, deposes and says that I am the Publisher of the Tahlequah Daily Press newspaper a daily publication that is a "legal newspaper" as that phrase is defined in 25 O.S. § 106, as amended to date, for the City of Tahlequah, for the County of Cherokee, in the State of Oklahoma. The attachment hereto contains a true and correct copy of what was published in the regular edition of said newspaper, and not in a supplement, in consecutive issues on the following dates:

- 1st insertion Sept 17, 2023
- 2nd insertion _____, 2023
- 3rd insertion _____, 2023
- 4th insertion _____, 2023
- 5th insertion _____, 2023


 Publisher

Signed and sworn to before me on this 17 day of Sept, 2023.


 Notary Public

My Commission expires: January 25, 2024.
 Commission # 16000875

HEATHER RUOTOLO
 Notary Public, State of Oklahoma
 Commission # 16000875
 My Commission Expires 01-25-2024

PUBLICATION FEE: \$ 299.00
 Calculation measurement:
 upon request

STATEMENT OF FINANCIAL CONDITION AS OF JUNE 30, 2023		GENERAL FUND DETAIL		BUILDING FUND DETAIL		CO-OP FUND DETAIL		NUTRITION FUND DETAIL	
ASSETS									
Cash Balance June 30, 2023	\$	732,435.28	\$	139,143.54	\$	10,493.36	\$	54,972.45	\$
Investments	\$	0.00	\$	0.00	\$	0.00	\$	0.00	\$
TOTAL ASSETS	\$	732,435.28	\$	139,143.54	\$	10,493.36	\$	54,972.45	\$
LIABILITIES AND RESERVES									
Warrants Outstanding	\$	58,905.25	\$	11,400.00	\$	0.00	\$	3,915.65	\$
Reserve for Int. on Warrants & Revaluation	\$	0.00	\$	0.00	\$	0.00	\$	0.00	\$
TOTAL LIABILITIES AND RESERVES	\$	58,905.25	\$	11,400.00	\$	0.00	\$	3,915.65	\$
CASH FUND BALANCE (Deficit) JUNE 30, 2023	\$	673,530.03	\$	127,743.54	\$	10,493.36	\$	51,056.80	\$
ESTIMATED NEEDS FOR FISCAL YEAR ENDING JUNE 30, 2024									
GENERAL FUND					SINKING FUND BALANCE SHEET				
Current Expense	\$	2,244,943.47			1. Cash Balance on Hand June 30, 2023	\$	0.00		
Reserve for Int. on Warrants & Revaluation	\$	0.00			2. Legal Investments properly Maturing	\$	0.00		
Total Required	\$	2,244,943.47			3. Judgments Paid to Receiver By Tax Levy	\$	0.00		
FINANCIAL	\$	673,530.03			4. Total Liquid Assets	\$	0.00		
Cash Fund Balance	\$	673,530.03			5. Total Due Coupons	\$	0.00		
Estimated Miscellaneous Revenue	\$	1,972,505.00			6. Interest Accrued Thereon	\$	0.00		
Total Deductions	\$	2,546,438.03			7. e. Past-Due Bonds	\$	0.00		
Balance to Raise from Ad Valorem Tax	\$	231,508.46			8. f. Past-Due Coupons	\$	0.00		
ESTIMATED MISCELLANEOUS REVENUE					SINKING FUND REQUIREMENTS FOR 2023-2024				
1000 Other District Sources of Revenue	\$	0.00			1. Interest Earnings on Bonds	\$	0.00		
3100 County 4 Mill Ad. Valorem Tax	\$	31,920.57			2. Accrued on Unmatured Bonds	\$	0.00		
2500 County Apportionment (Mortgage Tax)	\$	3,800.44			3. Annual Accrual on "Pupals" Judgments	\$	0.00		
2800 Rental of Property Fund Distribution	\$	0.00			4. Annual Accrual on Unpaid Judgments	\$	0.00		
2900 Other Intermunicipal Sources of Revenue	\$	0.00			5. Interest on Unpaid Judgments	\$	0.00		
3110 Gas Production Tax	\$	0.00			6. PART-TIME CONTRIBUTIONS (Amortizations)	\$	0.00		
3120 Motor Vehicle Collections	\$	0.00			7. For Credit to School Dist. No.	\$	0.00		
3130 Rural Electric Cooperative Tax	\$	85,404.19			8. For Credit to School Dist. No.	\$	0.00		
3140 State School Land Earnings	\$	23,787.66			9. For Credit to School Dist. No.	\$	0.00		
3150 Vehicle Tax Stamps	\$	0.00			10. For Credit to School Dist. No.	\$	0.00		
3160 Farm Implements Tax Stamps	\$	0.00			11. Annual Accrual from Exhibit KK	\$	0.00		
3170 Trailers and Mobile Homes	\$	0.00			12. Total Sinking Fund Requirements	\$	0.00		
3180 Other Delinquent Accounts	\$	0.00			13. Excess of Assets over Requirements (if not a deficit)	\$	0.00		
3200 State Aid - General Operations	\$	1,491,234.65			14. Contributions from Other Districts	\$	0.00		
3300 State Aid - Competitive Grants	\$	0.00			Balance to Raise	\$	0.00		
3500 Social Programs	\$	12,328.55							
3600 Other State Sources of Revenue	\$	92,000.00							
3800 State - Congressional	\$	0.00							
3700 Child Nutrition Program	\$	0.00							
3800 State Vocational Programs	\$	0.00							
4100 Capital Outlay	\$	64,144.15							
4200 Disadvantaged Students	\$	38,413.37							
4300 Individuals With Disabilities	\$	21,283.52							
4400 Minority	\$	0.00							
4500 Operations	\$	0.00							
4600 Other Federal Sources of Revenue	\$	14,302.61							
4700 Child Nutrition Program	\$	42,000.00							
4800 Federal Vocational Education	\$	0.00							
5000 Non-Revenue Sources	\$	0.00							
Total Estimated Revenue	\$	1,972,505.00							

S.A. & I. Form 2662R1.2 Entity: Peggs Public Schools C031, Cherokee County 31-Aug-2023

CERTIFICATE - GOVERNING BOARD

STATE OF OKLAHOMA, COUNTY OF CHEROKEE, ss:

We, the undersigned duly elected, qualified and acting officers of the Board of Education of Peggs Public School, School District No. C-031, of Said County and State, do hereby certify that at a meeting of the Governing Body of the said District begun at the time provided by law for districts of this class and pursuant to the provisions of 68 O. S. 2001 Section 3003, the foregoing statement was prepared and is a true and correct condition of the Financial Affairs of said District as reflected by the records of the District Clerk and Treasurer. We further certify that the foregoing estimate for current expenses for the fiscal year beginning July 1, 2023, and ending June 30, 2024, as shown are reasonably necessary for the proper conduct of the affairs of the said District, that the Estimated Income to be derived from sources other than ad valorem taxation does not exceed the lawfully authorized ratio of the revenue derived from the same sources during the preceding year.

/s/Tammy Lyons
 President of Board of Education

Subscribed and sworn to before me this 6th Day of September, 2023

/s/Heather Smith
 Notary Public

#21012406

Seal

The Estimate of Needs shall be published in some legally qualified newspaper published in such political subdivision. If there be no such newspaper published in such political subdivision, such statement and estimate shall be so published in some legally qualified newspaper of general circulation therein; and such publication shall be made, in each instance, by the board of authority making the estimate.

S.A. & I. Form 2662R1.2 Entity: Peggs Public School C-031, Cherokee County 31-Aug-2023

Kevin E. Dudley

CERTIFIED PUBLIC ACCOUNTANT

401 SOUTH WATER
P.O. BOX 887
TAHLEQUAH, OK 74464

(918) 456-4141

August 31, 2023

Honorable Board of Education

I have compiled the 2022-2023 fund type financial-regulatory basis as of and for the fiscal year ended June 30, 2023, and the 2023-24 Estimate of Needs (S.A. & I. Form 2662R1.1.13) and Publication Sheet (S.A. & I. Form 2662R1.1.13) for the District, included in the accompanying prescribed form in accordance with Statements on Standard for Accounting and Review Services issued by the American Institute of Certified Public Accountants.


My compilation was limited to presenting, in the form prescribed by the Oklahoma State Department of Education information that is the representation of management. I have not audited or reviewed the financial statements and supporting information referred to above and, accordingly, do not express an opinion or any other form of assurance on them.

These financial statements and supporting information are presented in accordance with the requirements of the Oklahoma State Department of Education, which differ from generally accepted accounting principles. Accordingly, these financial statements and supporting information are not designed for those who are not informed about such differences.

Management is responsible for the preparation and fair presentation of the financial statements and supporting information in accordance with the regulatory practices prescribed by the Oklahoma Department of Education and for designing, implementing, and maintaining internal control relevant to the preparation and fair presentation of the financial statements-regulatory basis, Estimates of Needs and Publication Sheet. Management has elected to omit substantially all of the disclosures required by generally accepted accounting principles. If the omitted disclosures were included in the financial statements and schedules, they might influence the user's conclusions about the financial position and the results of operations.

My responsibility is to conduct the compilation in accordance with Statements on Standards for Accounting and Review Services issued by the American Institute of Certified Public Accountants. The objective of a compilation is to assist management in presenting financial information in the form of financial statements and supporting information without undertaking to obtain or provide any assurance that there are no material modifications that should be made to the financial statements and supporting information.

This report is intended solely for the information and use of the Oklahoma State Department of Education, the School District, the County Excise Board, and for filing with the State Auditor and Inspector and should not be used by anyone other than these specified parties.



Kevin E. Dudley
Certified Public Accountant

GENERAL FUND ACCOUNTS COVERING THE PERIOD JULY 1, 2022 TO JUNE 30, 2023
ESTIMATE OF NEEDS FOR 2023-2024

EXHIBIT 'A'

Schedule 1: Current Balance Sheet for June 30, 2023		Amount
ASSETS:		
Cash Balances		\$732,435.28
Investments		\$0.00
TOTAL ASSETS		\$732,435.28
LIABILITIES AND RESERVES:		
Warrants Outstanding		\$58,905.25
Reserve for Interest on Warrants		\$0.00
Reserves From Schedule 8		\$0.00
TOTAL LIABILITIES AND RESERVES		\$58,905.25
CASH FUND BALANCE JUNE 30, 2023		\$673,530.03
TOTAL LIABILITIES, RESERVES AND CASH FUND BALANCE		\$732,435.28

Schedule 2: Revenue and Requirements, 2022-2023		
REVENUE:	Estimated Budget	Actual Revenue & Expenditures
Revenues, Non-Revenue Receipts & Cash Balances (Schedule 6)	\$2,794,600.04	\$3,090,619.79
LESS: REQUIREMENTS:		
Expenditures (Schedule 8)	\$2,794,600.04	\$2,417,089.76
CASH FUND BALANCE JUNE 30, 2023	\$0.00	\$673,530.03

Schedule 3: General Fund Cash Accounts of Current and all Prior Years				
CURRENT AND ALL PRIOR YEARS	2022-23	2021-22	PRE-2021	Total
Cash Balance Reported to Excise Board 6-30-22	\$0.00	\$873,333.03	\$0.00	\$873,333.03
REVENUES, NON-REVENUE RECEIPTS & CASH BALANCE				
Revenues/Non-Rev (Sch 6 Source Codes 1000 to 5999)	\$2,252,466.36	\$0.00	\$0.00	\$2,252,466.36
Cash Balances Transferred (Sch 6 Source Code 6110)	\$838,153.43	-\$838,153.43	\$0.00	\$0.00
Prior Year Lapsed Appropr (Sch 6 Source Code 6130)	\$0.00	\$0.00	\$0.00	\$0.00
Estopped Warrants (Sch 6 Source Code 6140)	\$0.00	\$0.00	\$0.00	\$0.00
Interfund Transfers (Sch 6 Source Code 6200)	\$0.00	\$0.00	\$0.00	\$0.00
TOTAL REVENUES, NON-REVENUE RECEIPTS & CASH BALANCE	\$3,090,619.79	-\$838,153.43	\$0.00	\$2,252,466.36
Warrants Paid of Year in Caption	\$2,358,184.51	\$35,179.60	\$0.00	\$2,393,364.11
TOTAL DISBURSEMENTS	\$2,358,184.51	\$35,179.60	\$0.00	\$2,393,364.11
CASH & INVESTMENTS BALANCE JUNE 30, 2023	\$732,435.28	\$0.00	\$0.00	\$732,435.28
Reserve for Warrants Outstanding (Schedule 4)	\$58,905.25	\$0.00	\$0.00	\$58,905.25
Reserve for Encumbrances (Schedule 8)	\$0.00	\$0.00	\$0.00	\$0.00
TOTAL LIABILITIES AND RESERVE	\$58,905.25	\$0.00	\$0.00	\$58,905.25
DEFICIT:	\$0.00	\$0.00	\$0.00	\$0.00
CASH FUND BAL FORWARD TO SUCCEEDING YEAR	\$673,530.03	\$0.00	\$0.00	\$673,530.03

Schedule 4: General Fund Warrant Accounts of Current and all Prior Years				
CURRENT AND ALL PRIOR YEARS	2022-23	2021-22	PRE-2021	Total
Warrants Outstanding 6-30 of Year in Caption	\$0.00	\$35,179.60	\$0.00	\$35,179.60
Warrants Registered During Year	\$2,417,089.76	\$0.00	\$0.00	\$2,417,089.76
TOTAL	\$2,417,089.76	\$35,179.60	\$0.00	\$2,452,269.36
Warrants Paid During Year	\$2,358,184.51	\$35,179.60	\$0.00	\$2,393,364.11
Warrants Covered to Bonds or Judgments	\$0.00	\$0.00	\$0.00	\$0.00
Warrants Estopped by Statute/Canceled	\$0.00	\$0.00	\$0.00	\$0.00
TOTAL WARRANTS RETIRED	\$2,358,184.51	\$35,179.60	\$0.00	\$2,393,364.11
BALANCE WARRANTS OUTSTANDING JUNE 30, 2023	\$58,905.25	\$0.00	\$0.00	\$58,905.25

Schedule 5: 2022 Ad Valorem Tax Account		
ACCOUNTS COVERING THE PERIOD JULY 1, 2022 TO JUNE 30, 2023	36.150 Mills	Amount
2022 Net Valuation Certified to County Excise Board		\$6,507,625.00
Total Proceeds of Levy as Certified		\$235,250.64
Additions:		\$0.00
Deductions:		\$0.00
Gross Balance Tax		\$235,250.64
Less Reserve for Delinquent Tax		\$21,386.42
Reserve for Protests Pending		\$0.00
Balance Available Tax		\$213,864.22
Deduct 2022 Tax Apportioned		\$216,880.38
Net Balance 2022 Tax in Process of Collection		\$0.00
Excess Collections		\$3,016.16

See Accountant's Compilation Report
GENERAL FUND ACCOUNTS COVERING THE PERIOD JULY 1, 2022 TO JUNE 30, 2023
ESTIMATE OF NEEDS FOR 2023-2024

EXHIBIT 'A'

Schedule 6: Revenue, Non-Revenue Receipts & Cash Balances		
SOURCE	2022-23 Account	
	AMOUNT ESTIMATED	ACTUALLY COLLECTED
1000 DISTRICT SOURCES OF REVENUE:		
1100 TAXES LEVIED/ASSESSED		
1110 Ad Valorem Tax Levy (Current Year)	\$213,864.22	\$216,880.38
1120 Ad Valorem Tax Levy (Prior Years)	\$0.00	\$13,880.36
1130 Revenue In Lieu Of Taxes	\$0.00	\$0.00
1140 Revenue From Local Governmental Units Other Than Leas	\$0.00	\$0.00
1190 Other Taxes	\$0.00	\$0.00
TOTAL TAXES LEVIED/ASSESSED	\$213,864.22	\$230,760.74
1200 Tuition & Fees	\$0.00	\$0.00
1300 Earnings on Investments and Bond Sales	\$0.00	\$0.00
1400 Rental, Disposals and Commissions	\$0.00	\$0.00
1500 Reimbursements	\$0.00	\$422.02
1600 Other Local Sources of Revenue	\$0.00	\$88,207.27
1700 Child Nutrition Programs	\$0.00	\$0.00
1800 Athletics	\$0.00	\$0.00
TOTAL DISTRICT SOURCES OF REVENUE	\$213,864.22	\$319,390.03
2000 INTERMEDIATE SOURCES OF REVENUE:		
2100 County 4 Mill Ad Valorem Tax	\$16,885.48	\$26,889.12
2200 County Apportionment (Mortgage Tax)	\$15,263.01	\$6,444.95
2300 Resale of Property Fund Distribution	\$0.00	\$0.00
2900 Other Intermediate Sources of Revenue	\$0.00	\$0.00
TOTAL INTERMEDIATE SOURCES OF REVENUE	\$32,148.49	\$33,334.07
3000 STATE SOURCES OF REVENUE:		
3100 STATE DEDICATED SOURCES OF REVENUE		
3110 Gross Production Tax	\$0.00	\$0.00
3120 Motor Vehicle Collections	\$0.00	\$0.00
3130 Rural Electric Cooperative Tax	\$79,707.24	\$94,893.07
3140 State School Land Earnings	\$27,703.02	\$28,652.96
3150 Vehicle Tax Stamps	\$0.00	\$0.00
3160 Farm Implement Tax Stamps	\$0.00	\$0.00
3170 Trailers and Mobile Homes	\$0.00	\$0.00
3190 Other Dedicated Revenue	\$0.00	\$0.00
TOTAL STATE DEDICATED SOURCES OF REVENUE	\$107,410.26	\$123,546.03
3200 STATE AID - NONCATEGORICAL		
3210 Foundation and Salary Incentive Aid	\$1,050,308.16	\$1,091,035.26
3220 Mid-Term Adjustment For Attendance	\$0.00	\$0.00
3230 Teacher Consultant Stipend	\$0.00	\$0.00
3240 Disaster Assistance	\$0.00	\$0.00
3250 Flexible Benefit Allowance	\$225,489.94	\$250,491.93
TOTAL STATE AID - NONCATEGORICAL	\$1,275,798.10	\$1,341,527.19
3300 State Aid - Competitive Grants - Categorical	\$0.00	\$0.00
3400 State - Categorical	\$12,006.85	\$22,870.08
3500 Special Programs	\$0.00	\$0.00
3600 Other State Sources of Revenue	\$0.00	\$340.58
3700 Child Nutrition Program	\$0.00	\$0.00
3800 State Vocational Programs - Multi-Source	\$0.00	\$0.00
TOTAL STATE SOURCES OF REVENUE	\$1,395,215.21	\$1,488,283.88
4000 FEDERAL SOURCES OF REVENUE:		
4100 Grants-In-Aid Direct From The Federal Government	\$40,812.00	\$40,812.00
4200 Disadvantaged Students	\$76,406.70	\$77,422.22
4300 Individuals With Disabilities	\$0.00	\$82,569.74
4400 No Child Left Behind	\$10,000.00	\$10,000.00
4500 Grants-In-Aid Passed Through Other State/Intermediate Sources	\$0.00	\$5,402.04
4600 Other Federal Sources Passed Through State Dept Of Education	\$188,000.00	\$193,752.54
4700 Child Nutrition Programs	\$0.00	\$0.00
4800 Federal Vocational Education	\$0.00	\$0.00
TOTAL FEDERAL SOURCES OF REVENUE	\$315,218.70	\$409,958.54
5000 NON-REVENUE RECEIPTS:		
TOTAL NON-REVENUE RECEIPTS	\$0.00	\$1,499.84
6000 BALANCE SHEET ACCOUNTS:		
6100 CASH ACCOUNTS		
6110 Cash Forward	\$838,153.43	\$838,153.43
6130 Prior-Year Lapsed Appropriations (Schedule 6)	\$0.00	\$0.00
6140 Estopped Warrants by Statute	\$0.00	\$0.00
TOTAL CASH ACCOUNTS	\$838,153.43	\$838,153.43
6200 Interfund Transfers	\$0.00	\$0.00
TOTAL BALANCE SHEET ACCOUNTS	\$838,153.43	\$838,153.43
GRAND TOTAL	\$2,794,600.04	\$3,090,619.79

GENERAL FUND ACCOUNTS COVERING THE PERIOD JULY 1, 2022 TO JUNE 30, 2023
ESTIMATE OF NEEDS FOR 2023-2024

EXHIBIT 'A'

Schedule 6: Revenue, Non-Revenue Receipts & Cash Balances (Continued)				
SOURCE	2022-23 Account	BASIS AND LIMIT OF ENSUING ESTIMATE	ESTIMATED BY GOVERNING BOARD	APPROVED BY EXCISE BOARD
	OVER/UNDER			
1000 DISTRICT SOURCES OF REVENUE:				
1100 TAXES LEVIED/ASSESSED				
1110 Ad Valorem Tax Levy (Current Year)	\$3,016.16	109.97%	\$238,508.40	\$238,508.40
1120 Ad Valorem Tax Levy (Prior Years)	\$13,880.36	0.00%	\$0.00	\$0.00
1130 Revenue In Lieu Of Taxes	\$0.00	0.00%	\$0.00	\$0.00
1140 Revenue From Local Governmental Units Other Than Leas	\$0.00	0.00%	\$0.00	\$0.00
1190 Other Taxes	\$0.00	0.00%	\$0.00	\$0.00
TOTAL TAXES LEVIED/ASSESSED	\$16,896.52		\$238,508.40	\$238,508.40
1200 Tuition & Fees	\$0.00	0.00%	\$0.00	\$0.00
1300 Earnings on Investments and Bond Sales	\$0.00	0.00%	\$0.00	\$0.00
1400 Rental, Disposals and Commissions	\$0.00	0.00%	\$0.00	\$0.00
1500 Reimbursements	\$422.02	0.00%	\$0.00	\$0.00
1600 Other Local Sources of Revenue	\$88,207.27	0.00%	\$0.00	\$0.00
1700 Child Nutrition Programs	\$0.00	0.00%	\$0.00	\$0.00
1800 Athletics	\$0.00	0.00%	\$0.00	\$0.00
TOTAL DISTRICT SOURCES OF REVENUE	\$105,525.81		\$238,508.40	\$238,508.40
2000 INTERMEDIATE SOURCES OF REVENUE:				
2100 County 4 Mill Ad Valorem Tax	\$10,003.64	90.00%	\$24,200.21	\$24,200.21
2200 County Apportionment (Mortgage Tax)	-\$8,818.06	90.00%	\$5,800.46	\$5,800.46
2300 Resale of Property Fund Distribution	\$0.00	0.00%	\$0.00	\$0.00
2900 Other Intermediate Sources of Revenue	\$0.00	0.00%	\$0.00	\$0.00
TOTAL INTERMEDIATE SOURCES OF REVENUE	\$1,185.58		\$30,000.66	\$30,000.66
3000 STATE SOURCES OF REVENUE:				
3100 STATE DEDICATED SOURCES OF REVENUE:				
3110 Gross Production Tax	\$0.00	0.00%	\$0.00	\$0.00
3120 Motor Vehicle Collections	\$0.00	0.00%	\$0.00	\$0.00
3130 Rural Electric Cooperative Tax	\$15,185.83	90.00%	\$85,403.76	\$85,403.76
3140 State School Land Earnings	\$949.94	90.00%	\$25,787.66	\$25,787.66
3150 Vehicle Tax Stamps	\$0.00	0.00%	\$0.00	\$0.00
3160 Farm Implement Tax Stamps	\$0.00	0.00%	\$0.00	\$0.00
3170 Trailers and Mobile Homes	\$0.00	0.00%	\$0.00	\$0.00
3190 Other Dedicated Revenue	\$0.00	0.00%	\$0.00	\$0.00
TOTAL STATE DEDICATED SOURCES OF REVENUE	\$16,135.77		\$111,191.43	\$111,191.43
3200 STATE AID - NONCATEGORICAL				
3210 Foundation and Salary Incentive Aid	\$40,727.10	113.16%	\$1,234,588.97	\$1,234,588.97
3220 Mid-Term Adjustment For Attendance	\$0.00	0.00%	\$0.00	\$0.00
3230 Teacher Consultant Stipend	\$0.00	0.00%	\$0.00	\$0.00
3240 Disaster Assistance	\$0.00	0.00%	\$0.00	\$0.00
3250 Flexible Benefit Allowance	\$25,001.99	102.46%	\$256,645.68	\$256,645.68
TOTAL STATE AID - NONCATEGORICAL	\$65,729.09		\$1,491,234.65	\$1,491,234.65
3300 State Aid - Competitive Grants - Categorical	\$0.00	0.00%	\$0.00	\$0.00
3400 State - Categorical	\$10,863.23	53.92%	\$12,330.55	\$12,330.55
3500 Special Programs	\$0.00	0.00%	\$0.00	\$0.00
3600 Other State Sources of Revenue	\$340.58	27012.74%	\$92,000.00	\$92,000.00
3700 Child Nutrition Program	#VALUE!	0.00%	\$0.00	\$0.00
3800 State Vocational Programs - Multi-Source	\$0.00	0.00%	\$0.00	\$0.00
TOTAL STATE SOURCES OF REVENUE	\$93,068.67		\$1,706,756.63	\$1,706,756.63
4000 FEDERAL SOURCES OF REVENUE:				
4100 Grants-In-Aid Direct From The Federal Government	\$0.00	157.17%	\$64,144.15	\$64,144.15
4200 Disadvantaged Students	\$1,015.52	75.45%	\$58,415.37	\$58,415.37
4300 Individuals With Disabilities	\$82,569.74	69.38%	\$57,285.52	\$57,285.52
4400 No Child Left Behind	\$0.00	0.00%	\$0.00	\$0.00
4500 Grants-In-Aid Passed Through Other State/Intermediate Sources	\$5,402.04	0.00%	\$0.00	\$0.00
4600 Other Federal Sources Passed Through State Dept Of Education	\$5,752.54	7.38%	\$14,302.67	\$14,302.67
4700 Child Nutrition Programs	#VALUE!	0.00%	\$42,000.00	\$42,000.00
4800 Federal Vocational Education	\$0.00	0.00%	\$0.00	\$0.00
TOTAL FEDERAL SOURCES OF REVENUE	\$94,739.84		\$236,147.71	\$236,147.71
5000 NON-REVENUE RECEIPTS:				
TOTAL NON-REVENUE RECEIPTS	\$1,499.84	0.00%	\$0.00	\$0.00
6000 BALANCE SHEET ACCOUNTS:				
6100 CASH ACCOUNTS				
6110 Cash Forward	\$0.00	80.36%	\$673,530.03	\$673,530.03
6130 Prior-Year Lapsed Appropriations (Schedule 6)	\$0.00	0.00%	\$0.00	\$0.00
6140 Estopped Warrants by Statute	\$0.00	0.00%	\$0.00	\$0.00
TOTAL CASH ACCOUNTS	\$0.00		\$673,530.03	\$673,530.03
6200 Interfund Transfers	\$0.00	0.00%	\$0.00	\$0.00
TOTAL BALANCE SHEET ACCOUNTS	\$0.00		\$673,530.03	\$673,530.03
GRAND TOTAL	\$296,019.75		\$2,884,943.43	\$2,884,943.43

GENERAL FUND ACCOUNTS COVERING THE PERIOD JULY 1, 2022 TO JUNE 30, 2023
ESTIMATE OF NEEDS FOR 2023-2024

EXHIBIT 'A'

Schedule 7: Report of Prior Year Warrants Issued From Reserves			
FISCAL YEAR ENDING JUNE 30, 2022			
	RESERVES 06-30-2022	WARRANTS ISSUED SINCE	BALANCE LAPSED
TOTAL PRIOR YEAR RESERVES	\$0.00	\$0.00	\$0.00

Schedule 8: Report of Current Year Expenditures			
FISCAL YEAR ENDING JUNE 30, 2023			
APPROPRIATED ACCOUNTS	APPROPRIATIONS		
	ORIGINAL	SUPPLEMENTAL ADJUSTMENTS	FINAL APPROPRIATIONS
1000 INSTRUCTION	\$1,607,600.04	\$0.00	\$1,607,600.04
2000 SUPPORT SERVICES:			
2100 Support Services - Students	\$150,000.00	\$0.00	\$150,000.00
2200 Support Services - Instructional Staff	\$150,000.00	\$0.00	\$150,000.00
2300 Support Services - General Administration	\$150,000.00	\$0.00	\$150,000.00
2400 Support Services - School Administration	\$150,000.00	\$0.00	\$150,000.00
2500 Support Services - Business	\$200,000.00	\$0.00	\$200,000.00
2600 Operations And Maintenance of Plant Services	\$200,000.00	\$0.00	\$200,000.00
2700 Student Transportation Services	\$150,000.00	\$0.00	\$150,000.00
TOTAL SUPPORT SERVICES	\$1,150,000.00	\$0.00	\$1,150,000.00
3000 OPERATION OF NON-INSTRUCTION SERVICES:			
3100 Child Nutrition Programs Operations	\$10,000.00	\$0.00	\$10,000.00
3200 Other Enterprise Service Operations	\$0.00	\$0.00	\$0.00
3300 Community Services Operations	\$0.00	\$0.00	\$0.00
TOTAL OPERATION OF NON-INSTRUCTIONAL SERVICES	\$10,000.00	\$0.00	\$10,000.00
4000 FACILITIES ACQUISITION & CONSTRUCTION SERVICES:			
4200 Land Acquisition Services	\$0.00	\$0.00	\$0.00
4300 Land Improvement Services	\$0.00	\$0.00	\$0.00
4400 Architecture and Engineering Services	\$0.00	\$0.00	\$0.00
4500 Educational Specifications Development Services	\$0.00	\$0.00	\$0.00
4600 Building Acquisition and Construction Services	\$0.00	\$0.00	\$0.00
4700 Building Improvement Services	\$0.00	\$0.00	\$0.00
TOTAL FACILITIES ACQUISITION & CONST. SERVICES	\$0.00	\$0.00	\$0.00
5000 OTHER OUTLAYS:			
5100 Debt Service	\$0.00	\$0.00	\$0.00
5200 Fund Transfer/Reimbursement (Child Nutrition Fund)	\$25,000.00	\$0.00	\$25,000.00
5300 Clearing Account	\$0.00	\$0.00	\$0.00
5400 Indirect Cost Entitlement	\$0.00	\$0.00	\$0.00
5500 Private Nonprofit Schools	\$0.00	\$0.00	\$0.00
5600 Correcting Entry	\$2,000.00	\$0.00	\$2,000.00
5800 Charter School Reimbursement	\$0.00	\$0.00	\$0.00
5900 Arbitrage	\$0.00	\$0.00	\$0.00
TOTAL OTHER OUTLAYS	\$27,000.00	\$0.00	\$27,000.00
7000 OTHER USES / UNBUDGETED ITEMS:	\$0.00	\$0.00	\$0.00
8000 REPAYMENTS:	\$0.00	\$0.00	\$0.00
TOTAL GENERAL FUND 2022-23 FISCAL YEAR	\$2,794,600.04	\$0.00	\$2,794,600.04

GENERAL FUND ACCOUNTS COVERING THE PERIOD JULY 1, 2022 TO JUNE 30, 2023
ESTIMATE OF NEEDS FOR 2023-2024

EXHIBIT 'A'

Schedule 8: Report of Current Year Expenditures (Continued)				
FISCAL YEAR ENDING JUNE 30, 2023				
APPROPRIATED ACCOUNTS	WARRANTS ISSUED	RESERVES	LAPSED BALANCE KNOWN TO BE UNENCUMBERED	2022-2023 EXPENDITURES FOR CURRENT EXPENSE PURPOSES
1000 INSTRUCTION:	\$1,430,704.96	\$0.00	\$176,895.08	\$1,430,704.96
2000 SUPPORT SERVICES:				
2100 Support Services - Students	\$141,982.45	\$0.00	\$8,017.55	\$141,982.45
2200 Support Services - Instructional Staff	\$117,925.27	\$0.00	\$32,074.73	\$117,925.27
2300 Support Services - General Administration	\$123,721.97	\$0.00	\$26,278.03	\$123,721.97
2400 Support Services - School Administration	\$123,442.02	\$0.00	\$26,557.98	\$123,442.02
2500 Support Services - Business	\$151,006.51	\$0.00	\$48,993.49	\$151,006.51
2600 Operations And Maintenance of Plant Services	\$196,131.23	\$0.00	\$3,868.77	\$196,131.23
2700 Student Transportation Services	\$105,606.05	\$0.00	\$44,393.95	\$105,606.05
TOTAL SUPPORT SERVICES	\$959,815.50	\$0.00	\$190,184.50	\$959,815.50
3000 OPERATION OF NON-INSTRUCTION SERVICES:				
3100 Child Nutrition Programs Operations	\$5,069.44	\$0.00	\$4,930.56	\$5,069.44
3200 Other Enterprise Service Operations	\$0.00	\$0.00	\$0.00	\$0.00
3300 Community Services Operations	\$0.00	\$0.00	\$0.00	\$0.00
TOTAL OPERATION OF NON-INSTRUCTIONAL SERVICES	\$5,069.44	\$0.00	\$4,930.56	\$5,069.44
4000 FACILITIES ACQUISITION & CONSTRUCTION SERVICES:				
4200 Land Acquisition Services	\$0.00	\$0.00	\$0.00	\$0.00
4300 Land Improvement Services	\$0.00	\$0.00	\$0.00	\$0.00
4400 Architecture and Engineering Services	\$0.00	\$0.00	\$0.00	\$0.00
4500 Educational Specifications Development Services	\$0.00	\$0.00	\$0.00	\$0.00
4600 Building Acquisition and Construction Services	\$0.00	\$0.00	\$0.00	\$0.00
4700 Building Improvement Services	\$0.00	\$0.00	\$0.00	\$0.00
TOTAL FACILITIES ACQUISITION & CONST. SERVICES	\$0.00	\$0.00	\$0.00	\$0.00
5000 OTHER OUTLAYS:				
5100 Debt Service	\$0.00	\$0.00	\$0.00	\$0.00
5200 Fund Transfer/Reimbursement (Child Nutrition Fund)	\$20,000.02	\$0.00	\$4,999.98	\$20,000.02
5300 Clearing Account	\$0.00	\$0.00	\$0.00	\$0.00
5400 Indirect Cost Entitlement	\$0.00	\$0.00	\$0.00	\$0.00
5500 Private Nonprofit Schools	\$0.00	\$0.00	\$0.00	\$0.00
5600 Correcting Entry	\$1,499.84	\$0.00	\$500.16	\$1,499.84
5800 Charter School Reimbursement	\$0.00	\$0.00	\$0.00	\$0.00
5900 Arbitrage	\$0.00	\$0.00	\$0.00	\$0.00
TOTAL OTHER OUTLAYS	\$21,499.86	\$0.00	\$5,500.14	\$21,499.86
7000 OTHER USES / UNBUDGETED ITEMS:	\$0.00	\$0.00	\$0.00	\$0.00
8000 REPAYMENTS:	\$0.00	\$0.00	\$0.00	\$0.00
TOTAL GENERAL FUND 2022-23 FISCAL YEAR	\$2,417,089.76	\$0.00	\$377,510.28	\$2,417,089.76

ESTIMATE OF NEEDS FOR THE FISCAL YEAR 2023-24		Estimate of Needs by Governing Board	Approved by County Excise Board
PURPOSE:			
Current Expense		\$2,884,943.43	\$2,884,943.43
Pro rata share of County Assessor's Budget as determined by County Excise Board		\$0.00	\$0.00
GRAND TOTAL - Home School		\$2,884,943.43	\$2,884,943.43

CO-OP FUND ACCOUNTS COVERING THE PERIOD JULY 1, 2022 TO JUNE 30, 2023
ESTIMATE OF NEEDS FOR 2023-2024

EXHIBIT 'B'

Schedule 1: Current Balance Sheet for June 30, 2023		Amount
ASSETS:		
Cash Balances		\$10,493.36
Investments		\$0.00
TOTAL ASSETS		\$10,493.36
LIABILITIES AND RESERVES:		
Warrants Outstanding		\$0.00
Reserve for Interest on Warrants		\$0.00
Reserves From Schedule 8		\$0.00
TOTAL LIABILITIES AND RESERVES		\$0.00
CASH FUND BALANCE JUNE 30, 2023		\$10,493.36
TOTAL LIABILITIES, RESERVES AND CASH FUND BALANCE		\$10,493.36

Schedule 2: Revenue and Requirements, 2022-2023		
REVENUE:	Estimated Budget	Actual Revenue & Expenditures
Revenues, Non-Revenue Receipts & Cash Balances (Schedule 6)	\$73,729.46	\$99,227.89
LESS: REQUIREMENTS:		
Expenditures (Schedule 8)	\$73,729.46	\$88,734.53
CASH FUND BALANCE JUNE 30, 2023	\$0.00	\$10,493.36

Schedule 3: Co-op Fund Cash Accounts of Current and all Prior Years				
CURRENT AND ALL PRIOR YEARS	2022-23	2021-22	PRE-2021	Total
Cash Balance Reported to Excise Board 6-30--2	\$0.00	\$13,729.46	\$0.00	\$13,729.46
REVENUES, NON-REVENUE RECEIPTS & CASH BALANCE				
Revenues/Non-Rev (Sch 6 Source Codes 1000 to 5999)	\$85,498.43	\$0.00	\$0.00	\$85,498.43
Cash Balances Transferred (Sch 6 Source Code 6110)	\$13,729.46	-\$13,729.46	\$0.00	\$0.00
Prior Year Lapsed Appropri (Sch 6 Source Code 6130)	\$0.00	\$0.00	\$0.00	\$0.00
Estopped Warrants (Sch 6 Source Code 6140)	\$0.00	\$0.00	\$0.00	\$0.00
Interfund Transfers (Sch 6 Source Code 6200)	\$0.00	\$0.00	\$0.00	\$0.00
TOTAL REVENUES, NON-REVENUE RECEIPTS & CASH BALANCE	\$99,227.89	-\$13,729.46	\$0.00	\$85,498.43
Warrants Paid of Year in Caption	\$88,734.53	\$0.00	\$0.00	\$88,734.53
TOTAL DISBURSEMENTS	\$88,734.53	\$0.00	\$0.00	\$88,734.53
CASH & INVESTMENTS BALANCE JUNE 30, -1	\$10,493.36	\$0.00	\$0.00	\$10,493.36
Reserve for Warrants Outstanding (Schedule 4)	\$0.00	\$0.00	\$0.00	\$0.00
Reserve for Encumbrances (Schedule 8)	\$0.00	\$0.00	\$0.00	\$0.00
TOTAL LIABILITIES AND RESERVE	\$0.00	\$0.00	\$0.00	\$0.00
DEFICIT:	\$0.00	\$0.00	\$0.00	\$0.00
CASH FUND BAL FORWARD TO SUCCEEDING YEAR	\$10,493.36	\$0.00	\$0.00	\$10,493.36

Schedule 4: Co-op Fund Warrant Accounts of Current and all Prior Years				
CURRENT AND ALL PRIOR YEARS	2022-23	2021-22	PRE-2021	Total
Warrants Outstanding 6-30 of Year in Caption	\$0.00	\$0.00	\$0.00	\$0.00
Warrants Registered During Year	\$88,734.53	\$0.00	\$0.00	\$88,734.53
TOTAL	\$88,734.53	\$0.00	\$0.00	\$88,734.53
Warrants Paid During Year	\$88,734.53	\$0.00	\$0.00	\$88,734.53
Warrants Covered to Bonds or Judgments	\$0.00	\$0.00	\$0.00	\$0.00
Warrants Estopped by Statute/Canceled	\$0.00	\$0.00	\$0.00	\$0.00
TOTAL WARRANTS RETIRED	\$88,734.53	\$0.00	\$0.00	\$88,734.53
BALANCE WARRANTS OUTSTANDING JUNE 30, 2023	\$0.00	\$0.00	\$0.00	\$0.00

CO-OP FUND ACCOUNTS COVERING THE PERIOD JULY 1, 2022 TO JUNE 30, 2023
ESTIMATE OF NEEDS FOR 2023-2024

EXHIBIT 'B'

Schedule 6: Revenue, Non-Revenue Receipts & Cash Balances			
SOURCE	2022-23 Account		
	AMOUNT ESTIMATED		ACTUALLY COLLECTED
1000 DISTRICT SOURCES OF REVENUE:			
1100 TAXES LEVIED/ASSESSED			
1110 Ad Valorem Tax Levy (Current Year)		\$0.00	\$0.00
1120 Ad Valorem Tax Levy (Prior Years)		\$0.00	\$0.00
1130 Revenue In Lieu Of Taxes		\$0.00	\$0.00
1140 Revenue From Local Governmental Units Other Than Leas		\$0.00	\$0.00
1190 Other Taxes		\$0.00	\$0.00
TOTAL TAXES LEVIED/ASSESSED		\$0.00	\$0.00
1200 Tuition & Fees		\$0.00	\$0.00
1300 Earnings on Investments and Bond Sales		\$0.00	\$0.00
1400 Rental, Disposals and Commissions		\$0.00	\$0.00
1500 Reimbursements		\$0.00	\$0.00
1600 Other Local Sources of Revenue		\$60,000.00	\$60,425.00
1700 Child Nutrition Programs		\$0.00	\$0.00
1800 Athletics		\$0.00	\$0.00
TOTAL DISTRICT SOURCES OF REVENUE		\$60,000.00	\$60,425.00
2000 INTERMEDIATE SOURCES OF REVENUE			
2100 County 4 Mill Ad Valorem Tax		\$0.00	\$0.00
2200 County Apportionment (Mortgage Tax)		\$0.00	\$0.00
2300 Resale of Property Fund Distribution		\$0.00	\$0.00
2900 Other Intermediate Sources of Revenue		\$0.00	\$0.00
TOTAL INTERMEDIATE SOURCES OF REVENUE		\$0.00	\$0.00
3000 STATE SOURCES OF REVENUE:			
3100 STATE DEDICATED SOURCES OF REVENUE			
3110 Gross Production Tax		\$0.00	\$0.00
3120 Motor Vehicle Collections		\$0.00	\$0.00
3130 Rural Electric Cooperative Tax		\$0.00	\$0.00
3140 State School Land Earnings		\$0.00	\$0.00
3150 Vehicle Tax Stamps		\$0.00	\$0.00
3160 Farm Implement Tax Stamps		\$0.00	\$0.00
3170 Trailers and Mobile Homes		\$0.00	\$0.00
3190 Other Dedicated Revenue		\$0.00	\$0.00
TOTAL STATE DEDICATED SOURCES OF REVENUE		\$0.00	\$0.00
3200 STATE AID - NONCATEGORICAL			
3210 Foundation and Salary Incentive Aid		\$0.00	\$0.00
3220 Mid-Term Adjustment For Attendance		\$0.00	\$0.00
3230 Teacher Consultant Stipend		\$0.00	\$0.00
3240 Disaster Assistance		\$0.00	\$0.00
3250 Flexible Benefit Allowance		\$0.00	\$0.00
TOTAL STATE AID - NONCATEGORICAL		\$0.00	\$0.00
3300 State Aid - Competitive Grants - Categorical		\$0.00	\$25,073.43
3400 State - Categorical		\$0.00	\$0.00
3500 Special Programs		\$0.00	\$0.00
3600 Other State Sources of Revenue		\$0.00	\$0.00
3700 Child Nutrition Program		\$0.00	\$0.00
3800 State Vocational Programs - Multi-Source		\$0.00	\$0.00
TOTAL STATE SOURCES OF REVENUE		\$0.00	\$25,073.43
4000 FEDERAL SOURCES OF REVENUE:			
4100 Grants-In-Aid Direct From The Federal Government		\$0.00	\$0.00
4200 Disadvantaged Students		\$0.00	\$0.00
4300 Individuals With Disabilities		\$0.00	\$0.00
4400 No Child Left Behind		\$0.00	\$0.00
4500 Grants-In-Aid Passed Through Other State/Intermediate Sources		\$0.00	\$0.00
4600 Other Federal Sources Passed Through State Dept Of Education		\$0.00	\$0.00
4700 Child Nutrition Programs		\$0.00	\$0.00
4800 Federal Vocational Education		\$0.00	\$0.00
TOTAL FEDERAL SOURCES OF REVENUE		\$0.00	\$0.00
5000 NON-REVENUE RECEIPTS:			
TOTAL NON-REVENUE RECEIPTS		\$0.00	\$0.00
6000 BALANCE SHEET ACCOUNTS			
6100 CASH ACCOUNTS			
6110 Cash Forward		\$13,729.46	\$13,729.46
6130 Prior-Year Lapsed Appropriations (Schedule 6)		\$0.00	\$0.00
6140 Estopped Warrants by Statute		\$0.00	\$0.00
TOTAL CASH ACCOUNTS		\$13,729.46	\$13,729.46
6200 Interfund Transfers		\$0.00	\$0.00
TOTAL BALANCE SHEET ACCOUNTS		\$13,729.46	\$13,729.46
GRAND TOTAL		\$73,729.46	\$99,227.89

CO-OP FUND ACCOUNTS COVERING THE PERIOD JULY 1, 2022 TO JUNE 30, 2023
ESTIMATE OF NEEDS FOR 2023-2024

EXHIBIT 'B'

Schedule 6: Revenue, Non-Revenue Receipts & Cash Balances (Continued)				
SOURCE	2022-23 Account	BASIS AND LIMIT OF ENSUING	ESTIMATED BY GOVERNING BOARD	APPROVED BY EXCISE BOARD
	OVER/UNDER			
1000 DISTRICT SOURCES OF REVENUE:				
1100 TAXES LEVIED/ASSESSED				
1110 Ad Valorem Tax Levy (Current Year)	\$0.00	0.00%	\$0.00	\$0.00
1120 Ad Valorem Tax Levy (Prior Years)	\$0.00	0.00%	\$0.00	\$0.00
1130 Revenue In Lieu Of Taxes	\$0.00	0.00%	\$0.00	\$0.00
1140 Revenue From Local Governmental Units Other Than Leas	\$0.00	0.00%	\$0.00	\$0.00
1190 Other Taxes	\$0.00	0.00%	\$0.00	\$0.00
TOTAL TAXES LEVIED/ASSESSED	\$0.00		\$0.00	\$0.00
1200 Tuition & Fees	\$0.00	0.00%	\$0.00	\$0.00
1300 Earnings on Investments and Bond Sales	\$0.00	0.00%	\$0.00	\$0.00
1400 Rental, Disposals and Commissions	\$0.00	0.00%	\$0.00	\$0.00
1500 Reimbursements	\$0.00	0.00%	\$0.00	\$0.00
1600 Other Local Sources of Revenue	\$425.00	140.67%	\$85,000.00	\$85,000.00
1700 Child Nutrition Programs	\$0.00	0.00%	\$0.00	\$0.00
1800 Athletics	\$0.00	0.00%	\$0.00	\$0.00
TOTAL DISTRICT SOURCES OF REVENUE	\$425.00		\$85,000.00	\$85,000.00
2000 INTERMEDIATE SOURCES OF REVENUE				
2100 County 4 Mill Ad Valorem Tax	\$0.00	0.00%	\$0.00	\$0.00
2200 County Apportionment (Mortgage Tax)	\$0.00	0.00%	\$0.00	\$0.00
2300 Resale of Property Fund Distribution	\$0.00	0.00%	\$0.00	\$0.00
2900 Other Intermediate Sources of Revenue	\$0.00	0.00%	\$0.00	\$0.00
TOTAL INTERMEDIATE SOURCES OF REVENUE	\$0.00		\$0.00	\$0.00
3000 STATE SOURCES OF REVENUE:				
3100 STATE DEDICATED SOURCES OF REVENUE:				
3110 Gross Production Tax	\$0.00	0.00%	\$0.00	\$0.00
3120 Motor Vehicle Collections	\$0.00	0.00%	\$0.00	\$0.00
3130 Rural Electric Cooperative Tax	\$0.00	0.00%	\$0.00	\$0.00
3140 State School Land Earnings	\$0.00	0.00%	\$0.00	\$0.00
3150 Vehicle Tax Stamps	\$0.00	0.00%	\$0.00	\$0.00
3160 Farm Implement Tax Stamps	\$0.00	0.00%	\$0.00	\$0.00
3170 Trailers and Mobile Homes	\$0.00	0.00%	\$0.00	\$0.00
3190 Other Dedicated Revenue	\$0.00	0.00%	\$0.00	\$0.00
TOTAL STATE DEDICATED SOURCES OF REVENUE	\$0.00		\$0.00	\$0.00
3200 STATE AID - NONCATEGORICAL				
3210 Foundation and Salary Incentive Aid	\$0.00	0.00%	\$0.00	\$0.00
3220 Mid-Term Adjustment For Attendance	\$0.00	0.00%	\$0.00	\$0.00
3230 Teacher Consultant Stipend	\$0.00	0.00%	\$0.00	\$0.00
3240 Disaster Assistance	\$0.00	0.00%	\$0.00	\$0.00
3250 Flexible Benefit Allowance	\$0.00	0.00%	\$0.00	\$0.00
TOTAL STATE AID - NONCATEGORICAL	\$0.00		\$0.00	\$0.00
3300 State Aid - Competitive Grants - Categorical	\$25,073.43	0.00%	\$0.00	\$0.00
3400 State - Categorical	\$0.00	0.00%	\$0.00	\$0.00
3500 Special Programs	\$0.00	0.00%	\$0.00	\$0.00
3600 Other State Sources of Revenue	\$0.00	0.00%	\$0.00	\$0.00
3700 Child Nutrition Program	\$0.00	0.00%	\$0.00	\$0.00
3800 State Vocational Programs - Multi-Source	\$0.00	0.00%	\$0.00	\$0.00
TOTAL STATE SOURCES OF REVENUE	\$25,073.43		\$0.00	\$0.00
4000 FEDERAL SOURCES OF REVENUE:				
4100 Grants-In-Aid Direct From The Federal Government	\$0.00	0.00%	\$0.00	\$0.00
4200 Disadvantaged Students	\$0.00	0.00%	\$0.00	\$0.00
4300 Individuals With Disabilities	\$0.00	0.00%	\$0.00	\$0.00
4400 No Child Left Behind	\$0.00	0.00%	\$0.00	\$0.00
4500 Grants-In-Aid Passed Through Other State/Intermediate Sources	\$0.00	0.00%	\$0.00	\$0.00
4600 Other Federal Sources Passed Through State Dept Of Education	\$0.00	0.00%	\$0.00	\$0.00
4700 Child Nutrition Programs	\$0.00	0.00%	\$0.00	\$0.00
4800 Federal Vocational Education	\$0.00	0.00%	\$0.00	\$0.00
TOTAL FEDERAL SOURCES OF REVENUE	\$0.00		\$0.00	\$0.00
5000 NON-REVENUE RECEIPTS:				
TOTAL NON-REVENUE RECEIPTS	\$0.00		\$0.00	\$0.00
6000 BALANCE SHEET ACCOUNTS:				
6100 CASH ACCOUNTS				
6110 Cash Forward	\$0.00	76.43%	\$10,493.36	\$10,493.36
6130 Prior-Year Lapsed Appropriations (Schedule 6)	\$0.00	0.00%	\$0.00	\$0.00
6140 Estopped Warrants by Statute	\$0.00	0.00%	\$0.00	\$0.00
TOTAL CASH ACCOUNTS	\$0.00		\$10,493.36	\$10,493.36
6200 Interfund Transfers	\$0.00	0.00%	\$0.00	\$0.00
TOTAL BALANCE SHEET ACCOUNTS	\$0.00		\$10,493.36	\$10,493.36
GRAND TOTAL	\$25,498.43		\$95,493.36	\$95,493.36

CO-OP FUND ACCOUNTS COVERING THE PERIOD JULY 1, 2022 TO JUNE 30, 2023
ESTIMATE OF NEEDS FOR 2023-2024

EXHIBIT 'B'

Schedule 7: Report of Prior Year Warrants Issued From Reserves			
FISCAL YEAR ENDING JUNE 30, 2022			
	RESERVES 06-30-2022	WARRANTS ISSUED SINCE	BALANCE LAPSED
TOTAL PRIOR YEAR RESERVES	\$0.00	\$0.00	\$0.00

Schedule 8: Report of Current Year Expenditures			
APPROPRIATED ACCOUNTS	FISCAL YEAR ENDING JUNE 30, 2023		
	APPROPRIATIONS		
	ORIGINAL	SUPPLEMENTAL ADJUSTMENTS	FINAL APPROPRIATIONS
1000 INSTRUCTION:	\$39,729.46	\$18,000.00	\$57,729.46
2000 SUPPORT SERVICES:			
2100 Support Services - Students	\$34,000.00	\$0.00	\$34,000.00
2200 Support Services - Instructional Staff	\$0.00	\$0.00	\$0.00
2300 Support Services - General Administration	\$0.00	\$0.00	\$0.00
2400 Support Services - School Administration	\$0.00	\$0.00	\$0.00
2500 Support Services - Business	\$0.00	\$0.00	\$0.00
2600 Operations And Maintenance of Plant Services	\$0.00	\$0.00	\$0.00
2700 Student Transportation Services	\$0.00	\$0.00	\$0.00
TOTAL SUPPORT SERVICES	\$34,000.00	\$0.00	\$34,000.00
3000 OPERATION OF NON-INSTRUCTION SERVICES:			
3100 Child Nutrition Programs Operations	\$0.00	\$0.00	\$0.00
3200 Other Enterprise Service Operations	\$0.00	\$0.00	\$0.00
3300 Community Services Operations	\$0.00	\$0.00	\$0.00
TOTAL OPERATION OF NON-INSTRUCTIONAL SERVICES	\$0.00	\$0.00	\$0.00
4000 FACILITIES ACQUISITION & CONSTRUCTION SERVICES:			
4200 Land Acquisition Services	\$0.00	\$0.00	\$0.00
4300 Land Improvement Services	\$0.00	\$0.00	\$0.00
4400 Architecture and Engineering Services	\$0.00	\$0.00	\$0.00
4500 Educational Specifications Development Services	\$0.00	\$0.00	\$0.00
4600 Building Acquisition and Construction Services	\$0.00	\$0.00	\$0.00
4700 Building Improvement Services	\$0.00	\$0.00	\$0.00
TOTAL FACILITIES ACQUISITION & CONST. SERVICES	\$0.00	\$0.00	\$0.00
5000 OTHER OUTLAYS:			
5100 Debt Service	\$0.00	\$0.00	\$0.00
5200 Fund Transfer/Reimbursement (Child Nutrition Fund)	\$0.00	\$0.00	\$0.00
5300 Clearing Account	\$0.00	\$0.00	\$0.00
5400 Indirect Cost Entitlement	\$0.00	\$0.00	\$0.00
5500 Private Nonprofit Schools	\$0.00	\$0.00	\$0.00
5600 Correcting Entry	\$0.00	\$0.00	\$0.00
5800 Charter School Reimbursement	\$0.00	\$0.00	\$0.00
5900 Arbitrage	\$0.00	\$0.00	\$0.00
TOTAL OTHER OUTLAYS	\$0.00	\$0.00	\$0.00
7000 OTHER USES / UNBUDGETED ITEMS:	\$0.00	\$0.00	\$0.00
8000 REPAYMENTS:	\$0.00	\$0.00	\$0.00
TOTAL CO-OP FUND 2022-23 FISCAL YEAR	\$73,729.46	\$18,000.00	\$91,729.46

CO-OP FUND ACCOUNTS COVERING THE PERIOD JULY 1, 2022 TO JUNE 30, 2023
ESTIMATE OF NEEDS FOR 2023-2024

EXHIBIT 'B'

Schedule 8: Report of Current Year Expenditures (Continued)				
FISCAL YEAR ENDING JUNE 30, 2023				
APPROPRIATED ACCOUNTS	WARRANTS ISSUED	RESERVES	LAPSED BALANCE KNOWN TO BE UNENCUMBERED	2022-2023 EXPENDITURES FOR CURRENT EXPENSE PURPOSES
1000 INSTRUCTION:	\$54,985.82	\$0.00	\$2,743.64	\$54,985.82
2000 SUPPORT SERVICES:				
2100 Support Services - Students	\$33,748.71	\$0.00	\$251.29	\$33,748.71
2200 Support Services - Instructional Staff	\$0.00	\$0.00	\$0.00	\$0.00
2300 Support Services - General Administration	\$0.00	\$0.00	\$0.00	\$0.00
2400 Support Services - School Administration	\$0.00	\$0.00	\$0.00	\$0.00
2500 Support Services - Business	\$0.00	\$0.00	\$0.00	\$0.00
2600 Operations And Maintenance of Plant Services	\$0.00	\$0.00	\$0.00	\$0.00
2700 Student Transportation Services	\$0.00	\$0.00	\$0.00	\$0.00
TOTAL SUPPORT SERVICES	\$33,748.71	\$0.00	\$251.29	\$33,748.71
3000 OPERATION OF NON-INSTRUCTION SERVICES:				
3100 Child Nutrition Programs Operations	\$0.00	\$0.00	\$0.00	\$0.00
3200 Other Enterprise Service Operations	\$0.00	\$0.00	\$0.00	\$0.00
3300 Community Services Operations	\$0.00	\$0.00	\$0.00	\$0.00
TOTAL OPERATION OF NON-INSTRUCTIONAL SERVICES	\$0.00	\$0.00	\$0.00	\$0.00
4000 FACILITIES ACQUISITION & CONSTRUCTION SERVICES:				
4200 Land Acquisition Services	\$0.00	\$0.00	\$0.00	\$0.00
4300 Land Improvement Services	\$0.00	\$0.00	\$0.00	\$0.00
4400 Architecture and Engineering Services	\$0.00	\$0.00	\$0.00	\$0.00
4500 Educational Specifications Development Services	\$0.00	\$0.00	\$0.00	\$0.00
4600 Building Acquisition and Construction Services	\$0.00	\$0.00	\$0.00	\$0.00
4700 Building Improvement Services	\$0.00	\$0.00	\$0.00	\$0.00
TOTAL FACILITIES ACQUISITION & CONST. SERVICES	\$0.00	\$0.00	\$0.00	\$0.00
5000 OTHER OUTLAYS:				
5100 Debt Service	\$0.00	\$0.00	\$0.00	\$0.00
5200 Fund Transfer/Reimbursement (Child Nutrition Fund)	\$0.00	\$0.00	\$0.00	\$0.00
5300 Clearing Account	\$0.00	\$0.00	\$0.00	\$0.00
5400 Indirect Cost Entitlement	\$0.00	\$0.00	\$0.00	\$0.00
5500 Private Nonprofit Schools	\$0.00	\$0.00	\$0.00	\$0.00
5600 Correcting Entry	\$0.00	\$0.00	\$0.00	\$0.00
5800 Charter School Reimbursement	\$0.00	\$0.00	\$0.00	\$0.00
5900 Arbitrage	\$0.00	\$0.00	\$0.00	\$0.00
TOTAL OTHER OUTLAYS	\$0.00	\$0.00	\$0.00	\$0.00
7000 OTHER USES / UNBUDGETED ITEMS:	\$0.00	\$0.00	\$0.00	\$0.00
8000 REPAYMENTS:	\$0.00	\$0.00	\$0.00	\$0.00
TOTAL CO-OP FUND 2022-23 FISCAL YEAR	\$88,734.53	\$0.00	\$2,994.93	\$88,734.53

ESTIMATE OF NEEDS FOR THE FISCAL YEAR 2023-24	Estimate of Needs by	Approved by
PURPOSE:	Governing Board	County Excise Board
Current Expense	\$95,493.36	\$95,493.36
Pro rata share of County Assessor's Budget as determined by County Excise Board	\$0.00	\$0.00
GRAND TOTAL - Home School	\$95,493.36	\$95,493.36

BUILDING FUND ACCOUNTS COVERING THE PERIOD JULY 1, 2022 TO JUNE 30, 2023
ESTIMATE OF NEEDS FOR 2023-2024

EXHIBIT 'C'

Schedule 1: Current Balance Sheet for June 30, 2023		Amount
ASSETS:		
Cash Balances		\$159,143.54
Investments		\$0.00
TOTAL ASSETS		\$159,143.54
LIABILITIES AND RESERVES:		
Warrants Outstanding		\$11,600.00
Reserve for Interest on Warrants		\$0.00
Reserves From Schedule 8		\$0.00
TOTAL LIABILITIES AND RESERVES		\$11,600.00
CASH FUND BALANCE JUNE 30, 2023		\$147,543.54
TOTAL LIABILITIES, RESERVES AND CASH FUND BALANCE		\$159,143.54

Schedule 2: Revenue and Requirements, 2022-2023		
REVENUE:	Estimated Budget	Actual Revenue & Expenditures
Revenues, Non-Revenue Receipts & Cash Balances (Schedule 6)	\$182,725.32	\$386,891.62
LESS: REQUIREMENTS:		
Expenditures (Schedule 8)	\$182,725.32	\$239,348.08
CASH FUND BALANCE JUNE 30, 2023	\$0.00	\$147,543.54

Schedule 3: Building Fund Cash Accounts of Current and all Prior Years				
CURRENT AND ALL PRIOR YEARS	2022-23	2021-22	PRE-2021	Total
Cash Balance Reported to Excise Board 6-30-22	\$0.00	\$152,198.64	\$0.00	\$152,198.64
REVENUES, NON-REVENUE RECEIPTS & CASH BALANCE				
Revenues/Non-Rev (Sch 6 Source Codes 1000 to 5999)	\$234,692.98	\$0.00	\$0.00	\$234,692.98
Cash Balances Transferred (Sch 6 Source Code 6110)	\$152,198.64	-\$152,198.64	\$0.00	\$0.00
Prior Year Lapsed Appropri (Sch 6 Source Code 6130)	\$0.00	\$0.00	\$0.00	\$0.00
Estopped Warrants (Sch 6 Source Code 6140)	\$0.00	\$0.00	\$0.00	\$0.00
Interfund Transfers (Sch 6 Source Code 6200)	\$0.00	\$0.00	\$0.00	\$0.00
TOTAL REVENUES, NON-REVENUE RECEIPTS & CASH BALANCE	\$386,891.62	-\$152,198.64	\$0.00	\$234,692.98
Warrants Paid of Year in Caption	\$227,748.08	\$0.00	\$0.00	\$227,748.08
TOTAL DISBURSEMENTS	\$227,748.08	\$0.00	\$0.00	\$227,748.08
CASH & INVESTMENTS BALANCE JUNE 30, 2023	\$159,143.54	\$0.00	\$0.00	\$159,143.54
Reserve for Warrants Outstanding (Schedule 4)	\$11,600.00	\$0.00	\$0.00	\$11,600.00
Reserve for Encumbrances (Schedule 8)	\$0.00	\$0.00	\$0.00	\$0.00
TOTAL LIABILITIES AND RESERVE	\$11,600.00	\$0.00	\$0.00	\$11,600.00
DEFICIT:	\$0.00	\$0.00	\$0.00	\$0.00
CASH FUND BAL FORWARD TO SUCCEEDING YEAR	\$147,543.54	\$0.00	\$0.00	\$147,543.54

Schedule 4: Building Fund Warrant Accounts of Current and all Prior Years				
CURRENT AND ALL PRIOR YEARS	2022-23	2021-22	PRE-2021	Total
Warrants Outstanding 6-30 of Year in Caption	\$0.00	\$0.00	\$0.00	\$0.00
Warrants Registered During Year	\$239,348.08	\$0.00	\$0.00	\$239,348.08
TOTAL	\$239,348.08	\$0.00	\$0.00	\$239,348.08
Warrants Paid During Year	\$227,748.08	\$0.00	\$0.00	\$227,748.08
Warrants Covered to Bonds or Judgments	\$0.00	\$0.00	\$0.00	\$0.00
Warrants Estopped by Statute/Canceled	\$0.00	\$0.00	\$0.00	\$0.00
TOTAL WARRANTS RETIRED	\$227,748.08	\$0.00	\$0.00	\$227,748.08
BALANCE WARRANTS OUTSTANDING JUNE 30, 2023	\$11,600.00	\$0.00	\$0.00	\$11,600.00

Schedule 5: 2022 Ad Valorem Tax Account		
ACCOUNTS COVERING THE PERIOD JULY 1, 2022 TO JUNE 30, 2023	5.160 Mills	Amount
2022 Net Valuation Certified to County Excise Board		\$6,507,625.00
Total Proceeds of Levy as Certified		\$33,579.35
Additions:		\$0.00
Deductions:		\$0.00
Gross Balance Tax		\$33,579.35
Less Reserve for Delinquent Tax		\$3,052.67
Reserve for Protests Pending		\$0.00
Balance Available Tax		\$30,526.68
Deduct 2022 Tax Apportioned		\$30,771.11
Net Balance 2022 Tax in Process of Collection		\$0.00
Excess Collections		\$244.43

BUILDING FUND ACCOUNTS COVERING THE PERIOD JULY 1, 2022 TO JUNE 30, 2023
ESTIMATE OF NEEDS FOR 2023-2024

EXHIBIT 'C'

Schedule 6: Revenue, Non-Revenue Receipts & Cash Balances			
SOURCE	2022-23 Account		
	AMOUNT ESTIMATED		ACTUALLY COLLECTED
1000 DISTRICT SOURCES OF REVENUE:			
1100 TAXES LEVIED/ASSESSED			
1110 Ad Valorem Tax Levy (Current Year)	\$30,526.68		\$30,771.11
1120 Ad Valorem Tax Levy (Prior Years)	\$0.00		\$1,981.27
1130 Revenue In Lieu Of Taxes	\$0.00		\$0.00
1140 Revenue From Local Governmental Units Other Than Leas	\$0.00		\$0.00
1190 Other Taxes	\$0.00		\$0.00
TOTAL TAXES LEVIED/ASSESSED	\$30,526.68		\$32,752.38
1200 Tuition & Fees	\$0.00		\$0.00
1300 Earnings on Investments and Bond Sales	\$0.00		\$26,817.15
1400 Rental, Disposals and Commissions	\$0.00		\$0.00
1500 Reimbursements	\$0.00		\$0.00
1600 Other Local Sources of Revenue	\$0.00		\$96,917.51
1700 Child Nutrition Programs	\$0.00		\$0.00
1800 Athletics	\$0.00		\$0.00
TOTAL DISTRICT SOURCES OF REVENUE	\$30,526.68		\$156,487.04
2000 INTERMEDIATE SOURCES OF REVENUE			
2100 County 4 Mill Ad Valorem Tax	\$0.00		\$0.00
2200 County Apportionment (Mortgage Tax)	\$0.00		\$0.00
2300 Resale of Property Fund Distribution	\$0.00		\$0.00
2900 Other Intermediate Sources of Revenue	\$0.00		\$0.00
TOTAL INTERMEDIATE SOURCES OF REVENUE	\$0.00		\$0.00
3000 STATE SOURCES OF REVENUE:			
3100 STATE DEDICATED SOURCES OF REVENUE			
3110 Gross Production Tax	\$0.00		\$0.00
3120 Motor Vehicle Collections	\$0.00		\$0.00
3130 Rural Electric Cooperative Tax	\$0.00		\$0.00
3140 State School Land Earnings	\$0.00		\$0.00
3150 Vehicle Tax Stamps	\$0.00		\$0.00
3160 Farm Implement Tax Stamps	\$0.00		\$0.00
3170 Trailers and Mobile Homes	\$0.00		\$0.00
3190 Other Dedicated Revenue	\$0.00		\$0.00
TOTAL STATE DEDICATED SOURCES OF REVENUE	\$0.00		\$0.00
3200 STATE AID - NONCATEGORICAL			
3210 Foundation and Salary Incentive Aid	\$0.00		\$0.00
3220 Mid-Term Adjustment For Attendance	\$0.00		\$0.00
3230 Teacher Consultant Stipend	\$0.00		\$0.00
3240 Disaster Assistance	\$0.00		\$0.00
3250 Flexible Benefit Allowance	\$0.00		\$0.00
TOTAL STATE AID - NONCATEGORICAL	\$0.00		\$0.00
3300 State Aid - Competitive Grants - Categorical	\$0.00		\$0.00
3400 State - Categorical	\$0.00		\$31,012.94
3500 Special Programs	\$0.00		\$0.00
3600 Other State Sources of Revenue	\$0.00		\$0.00
3700 Child Nutrition Program	\$0.00		\$0.00
3800 State Vocational Programs - Multi-Source	\$0.00		\$0.00
TOTAL STATE SOURCES OF REVENUE	\$0.00		\$31,012.94
4000 FEDERAL SOURCES OF REVENUE:			
4100 Grants-In-Aid Direct From The Federal Government	\$0.00		\$47,193.00
4200 Disadvantaged Students	\$0.00		\$0.00
4300 Individuals With Disabilities	\$0.00		\$0.00
4400 No Child Left Behind	\$0.00		\$0.00
4500 Grants-In-Aid Passed Through Other State/Intermediate Sources	\$0.00		\$0.00
4600 Other Federal Sources Passed Through State Dept Of Education	\$0.00		\$0.00
4700 Child Nutrition Programs	\$0.00		\$0.00
4800 Federal Vocational Education	\$0.00		\$0.00
TOTAL FEDERAL SOURCES OF REVENUE	\$0.00		\$47,193.00
5000 NON-REVENUE RECEIPTS:			
TOTAL NON-REVENUE RECEIPTS	\$0.00		\$0.00
6000 BALANCE SHEET ACCOUNTS			
6100 CASH ACCOUNTS			
6110 Cash Forward	\$152,198.64		\$152,198.64
6130 Prior-Year Lapsed Appropriations (Schedule 6)	\$0.00		\$0.00
6140 Estopped Warrants by Statute	\$0.00		\$0.00
TOTAL CASH ACCOUNTS	\$152,198.64		\$152,198.64
6200 Interfund Transfers	\$0.00		\$0.00
TOTAL BALANCE SHEET ACCOUNTS	\$152,198.64		\$152,198.64
GRAND TOTAL	\$182,725.32		\$386,891.62

BUILDING FUND ACCOUNTS COVERING THE PERIOD JULY 1, 2022 TO JUNE 30, 2023
ESTIMATE OF NEEDS FOR 2023-2024

EXHIBIT 'C'

Schedule 6: Revenue, Non-Revenue Receipts & Cash Balances (Continued)				
SOURCE	2022-23 Account	BASIS AND LIMIT OF ENSUING	ESTIMATED BY GOVERNING BOARD	APPROVED BY EXCISE BOARD
	OVER/UNDER			
1000 DISTRICT SOURCES OF REVENUE:				
1100 TAXES LEVIED/ASSESSED				
1110 Ad Valorem Tax Levy (Current Year)	\$244.43	110.64%	\$34,044.35	\$34,044.35
1120 Ad Valorem Tax Levy (Prior Years)	\$1,981.27	0.00%	\$0.00	\$0.00
1130 Revenue In Lieu Of Taxes	\$0.00	0.00%	\$0.00	\$0.00
1140 Revenue From Local Governmental Units Other Than Leas	\$0.00	0.00%	\$0.00	\$0.00
1190 Other Taxes	\$0.00	0.00%	\$0.00	\$0.00
TOTAL TAXES LEVIED/ASSESSED	\$2,225.70		\$34,044.35	\$34,044.35
1200 Tuition & Fees	\$0.00	0.00%	\$0.00	\$0.00
1300 Earnings on Investments and Bond Sales	\$26,817.15	0.00%	\$0.00	\$0.00
1400 Rental, Disposals and Commissions	\$0.00	0.00%	\$0.00	\$0.00
1500 Reimbursements	\$0.00	0.00%	\$0.00	\$0.00
1600 Other Local Sources of Revenue	\$96,917.51	0.00%	\$0.00	\$0.00
1700 Child Nutrition Programs	\$0.00	0.00%	\$0.00	\$0.00
1800 Athletics	\$0.00	0.00%	\$0.00	\$0.00
TOTAL DISTRICT SOURCES OF REVENUE	\$125,960.36		\$34,044.35	\$34,044.35
2000 INTERMEDIATE SOURCES OF REVENUE				
2100 County 4 Mill Ad Valorem Tax	\$0.00	0.00%	\$0.00	\$0.00
2200 County Apportionment (Mortgage Tax)	\$0.00	0.00%	\$0.00	\$0.00
2300 Resale of Property Fund Distribution	\$0.00	0.00%	\$0.00	\$0.00
2900 Other Intermediate Sources of Revenue	\$0.00	0.00%	\$0.00	\$0.00
TOTAL INTERMEDIATE SOURCES OF REVENUE	\$0.00		\$0.00	\$0.00
3000 STATE SOURCES OF REVENUE:				
3100 STATE DEDICATED SOURCES OF REVENUE:				
3110 Gross Production Tax	\$0.00	0.00%	\$0.00	\$0.00
3120 Motor Vehicle Collections	\$0.00	0.00%	\$0.00	\$0.00
3130 Rural Electric Cooperative Tax	\$0.00	0.00%	\$0.00	\$0.00
3140 State School Land Earnings	\$0.00	0.00%	\$0.00	\$0.00
3150 Vehicle Tax Stamps	\$0.00	0.00%	\$0.00	\$0.00
3160 Farm Implement Tax Stamps	\$0.00	0.00%	\$0.00	\$0.00
3170 Trailers and Mobile Homes	\$0.00	0.00%	\$0.00	\$0.00
3190 Other Dedicated Revenue	\$0.00	0.00%	\$0.00	\$0.00
TOTAL STATE DEDICATED SOURCES OF REVENUE	\$0.00		\$0.00	\$0.00
3200 STATE AID - NONCATEGORICAL				
3210 Foundation and Salary Incentive Aid	\$0.00	0.00%	\$0.00	\$0.00
3220 Mid-Term Adjustment For Attendance	\$0.00	0.00%	\$0.00	\$0.00
3230 Teacher Consultant Stipend	\$0.00	0.00%	\$0.00	\$0.00
3240 Disaster Assistance	\$0.00	0.00%	\$0.00	\$0.00
3250 Flexible Benefit Allowance	\$0.00	0.00%	\$0.00	\$0.00
TOTAL STATE AID - NONCATEGORICAL	\$0.00		\$0.00	\$0.00
3300 State Aid - Competitive Grants - Categorical	\$0.00	0.00%	\$0.00	\$0.00
3400 State - Categorical	\$31,012.94	0.00%	\$0.00	\$0.00
3500 Special Programs	\$0.00	0.00%	\$0.00	\$0.00
3600 Other State Sources of Revenue	\$0.00	0.00%	\$0.00	\$0.00
3700 Child Nutrition Program	\$0.00	0.00%	\$0.00	\$0.00
3800 State Vocational Programs - Multi-Source	\$0.00	0.00%	\$0.00	\$0.00
TOTAL STATE SOURCES OF REVENUE	\$31,012.94		\$0.00	\$0.00
4000 FEDERAL SOURCES OF REVENUE:				
4100 Grants-In-Aid Direct From The Federal Government	\$47,193.00	0.00%	\$0.00	\$0.00
4200 Disadvantaged Students	\$0.00	0.00%	\$0.00	\$0.00
4300 Individuals With Disabilities	\$0.00	0.00%	\$0.00	\$0.00
4400 No Child Left Behind	\$0.00	0.00%	\$0.00	\$0.00
4500 Grants-In-Aid Passed Through Other State/Intermediate Sources	\$0.00	0.00%	\$0.00	\$0.00
4600 Other Federal Sources Passed Through State Dept Of Education	\$0.00	0.00%	\$0.00	\$0.00
4700 Child Nutrition Programs	\$0.00	0.00%	\$0.00	\$0.00
4800 Federal Vocational Education	\$0.00	0.00%	\$0.00	\$0.00
TOTAL FEDERAL SOURCES OF REVENUE	\$47,193.00		\$0.00	\$0.00
5000 NON-REVENUE RECEIPTS:				
TOTAL NON-REVENUE RECEIPTS	\$0.00		\$0.00	\$0.00
6000 BALANCE SHEET ACCOUNTS				
6100 CASH ACCOUNTS				
6110 Cash Forward	\$0.00	96.94%	\$147,543.54	\$147,543.54
6130 Prior-Year Lapsed Appropriations (Schedule 6)	\$0.00	0.00%	\$0.00	\$0.00
6140 Estopped Warrants by Statute	\$0.00	0.00%	\$0.00	\$0.00
TOTAL CASH ACCOUNTS	\$0.00		\$147,543.54	\$147,543.54
6200 Interfund Transfers	\$0.00	0.00%	\$0.00	\$0.00
TOTAL BALANCE SHEET ACCOUNTS	\$0.00		\$147,543.54	\$147,543.54
GRAND TOTAL	\$204,166.30		\$181,587.89	\$181,587.89

BUILDING FUND ACCOUNTS COVERING THE PERIOD JULY 1, 2022 TO JUNE 30, 2023
ESTIMATE OF NEEDS FOR 2023-2024

EXHIBIT 'C'

Schedule 7: Report of Prior Year Warrants Issued From Reserves			
FISCAL YEAR ENDING JUNE 30, 2022			
	RESERVES 06-30-2022	WARRANTS ISSUED SINCE	BALANCE LAPSED
TOTAL PRIOR YEAR RESERVES	\$0.00	\$0.00	\$0.00

Schedule 8: Report of Current Year Expenditures			
APPROPRIATED ACCOUNTS	FISCAL YEAR ENDING JUNE 30, 2023		
	APPROPRIATIONS		
	ORIGINAL	SUPPLEMENTAL ADJUSTMENTS	FINAL APPROPRIATIONS
1000 INSTRUCTION:	\$0.00	\$0.00	\$0.00
2000 SUPPORT SERVICES:			
2100 Support Services - Students	\$0.00	\$0.00	\$0.00
2200 Support Services - Instructional Staff	\$0.00	\$0.00	\$0.00
2300 Support Services - General Administration	\$0.00	\$0.00	\$0.00
2400 Support Services - School Administration	\$0.00	\$0.00	\$0.00
2500 Support Services - Business	\$0.00	\$0.00	\$0.00
2600 Operations And Maintenance of Plant Services	\$182,725.32	\$70,000.00	\$252,725.32
2700 Student Transportation Services	\$0.00	\$0.00	\$0.00
TOTAL SUPPORT SERVICES	\$182,725.32	\$70,000.00	\$252,725.32
3000 OPERATION OF NON-INSTRUCTION SERVICES:			
3100 Child Nutrition Programs Operations	\$0.00	\$0.00	\$0.00
3200 Other Enterprise Service Operations	\$0.00	\$0.00	\$0.00
3300 Community Services Operations	\$0.00	\$0.00	\$0.00
TOTAL OPERATION OF NON-INSTRUCTIONAL SERVICES	\$0.00	\$0.00	\$0.00
4000 FACILITIES ACQUISITION & CONSTRUCTION SERVICES:			
4200 Land Acquisition Services	\$0.00	\$0.00	\$0.00
4300 Land Improvement Services	\$0.00	\$0.00	\$0.00
4400 Architecture and Engineering Services	\$0.00	\$0.00	\$0.00
4500 Educational Specifications Development Services	\$0.00	\$0.00	\$0.00
4600 Building Acquisition and Construction Services	\$0.00	\$0.00	\$0.00
4700 Building Improvement Services	\$0.00	\$0.00	\$0.00
TOTAL FACILITIES ACQUISITION & CONST. SERVICES	\$0.00	\$0.00	\$0.00
5000 OTHER OUTLAYS:			
5100 Debt Service	\$0.00	\$0.00	\$0.00
5200 Fund Transfer/Reimbursement (Child Nutrition Fund)	\$0.00	\$0.00	\$0.00
5300 Clearing Account	\$0.00	\$0.00	\$0.00
5400 Indirect Cost Entitlement	\$0.00	\$0.00	\$0.00
5500 Private Nonprofit Schools	\$0.00	\$0.00	\$0.00
5600 Correcting Entry	\$0.00	\$0.00	\$0.00
5800 Charter School Reimbursement	\$0.00	\$0.00	\$0.00
5900 Arbitrage	\$0.00	\$0.00	\$0.00
TOTAL OTHER OUTLAYS	\$0.00	\$0.00	\$0.00
7000 OTHER USES / UNBUDGETED ITEMS:	\$0.00	\$0.00	\$0.00
8000 REPAYMENTS:	\$0.00	\$0.00	\$0.00
TOTAL BUILDING FUND 2022-23 FISCAL YEAR	\$182,725.32	\$70,000.00	\$252,725.32

BUILDING FUND ACCOUNTS COVERING THE PERIOD JULY 1, 2022 TO JUNE 30, 2023
ESTIMATE OF NEEDS FOR 2023-2024

EXHIBIT 'C'

Schedule 8: Report of Current Year Expenditures (Continued)				
FISCAL YEAR ENDING JUNE 30, 2023				
APPROPRIATED ACCOUNTS	WARRANTS ISSUED	RESERVES	LAPSED BALANCE KNOWN TO BE UNENCUMBERED	2022-2023 EXPENDITURES FOR CURRENT EXPENSE PURPOSES
1000 INSTRUCTION:	\$0.00	\$0.00	\$0.00	\$0.00
2000 SUPPORT SERVICES:				
2100 Support Services - Students	\$0.00	\$0.00	\$0.00	\$0.00
2200 Support Services - Instructional Staff	\$0.00	\$0.00	\$0.00	\$0.00
2300 Support Services - General Administration	\$0.00	\$0.00	\$0.00	\$0.00
2400 Support Services - School Administration	\$0.00	\$0.00	\$0.00	\$0.00
2500 Support Services - Business	\$0.00	\$0.00	\$0.00	\$0.00
2600 Operations And Maintenance of Plant Services	\$239,348.08	\$0.00	\$13,377.24	\$239,348.08
2700 Student Transportation Services	\$0.00	\$0.00	\$0.00	\$0.00
TOTAL SUPPORT SERVICES	\$239,348.08	\$0.00	\$13,377.24	\$239,348.08
3000 OPERATION OF NON-INSTRUCTION SERVICES:				
3100 Child Nutrition Programs Operations	\$0.00	\$0.00	\$0.00	\$0.00
3200 Other Enterprise Service Operations	\$0.00	\$0.00	\$0.00	\$0.00
3300 Community Services Operations	\$0.00	\$0.00	\$0.00	\$0.00
TOTAL OPERATION OF NON-INSTRUCTIONAL SERVICES	\$0.00	\$0.00	\$0.00	\$0.00
4000 FACILITIES ACQUISITION & CONSTRUCTION SERVICES:				
4200 Land Acquisition Services	\$0.00	\$0.00	\$0.00	\$0.00
4300 Land Improvement Services	\$0.00	\$0.00	\$0.00	\$0.00
4400 Architecture and Engineering Services	\$0.00	\$0.00	\$0.00	\$0.00
4500 Educational Specifications Development Services	\$0.00	\$0.00	\$0.00	\$0.00
4600 Building Acquisition and Construction Services	\$0.00	\$0.00	\$0.00	\$0.00
4700 Building Improvement Services	\$0.00	\$0.00	\$0.00	\$0.00
TOTAL FACILITIES ACQUISITION & CONST. SERVICES	\$0.00	\$0.00	\$0.00	\$0.00
5000 OTHER OUTLAYS:				
5100 Debt Service	\$0.00	\$0.00	\$0.00	\$0.00
5200 Fund Transfer/Reimbursement (Child Nutrition Fund)	\$0.00	\$0.00	\$0.00	\$0.00
5300 Clearing Account	\$0.00	\$0.00	\$0.00	\$0.00
5400 Indirect Cost Entitlement	\$0.00	\$0.00	\$0.00	\$0.00
5500 Private Nonprofit Schools	\$0.00	\$0.00	\$0.00	\$0.00
5600 Correcting Entry	\$0.00	\$0.00	\$0.00	\$0.00
5800 Charter School Reimbursement	\$0.00	\$0.00	\$0.00	\$0.00
5900 Arbitrage	\$0.00	\$0.00	\$0.00	\$0.00
TOTAL OTHER OUTLAYS	\$0.00	\$0.00	\$0.00	\$0.00
7000 OTHER USES / UNBUDGETED ITEMS:	\$0.00	\$0.00	\$0.00	\$0.00
8000 REPAYMENTS:	\$0.00	\$0.00	\$0.00	\$0.00
TOTAL BUILDING FUND 2022-23 FISCAL YEAR	\$239,348.08	\$0.00	\$13,377.24	\$239,348.08

ESTIMATE OF NEEDS FOR THE FISCAL YEAR 2023-24	Estimate of Needs by	Approved by
PURPOSE:	Governing Board	County Excise Board
Current Expense	\$181,587.89	\$181,587.89
Pro rata share of County Assessor's Budget as determined by County Excise Board	\$0.00	\$0.00
GRAND TOTAL - Home School	\$181,587.89	\$181,587.89

CHILD NUTRITION FUND ACCOUNTS COVERING THE PERIOD JULY 1, 2022 TO JUNE 30, 2023
ESTIMATE OF NEEDS FOR 2023-2024

EXHIBIT 'D'

Schedule 1: Current Balance Sheet for June 30, 2023		Amount
ASSETS:		
Cash Balances		\$54,972.85
Investments		\$0.00
TOTAL ASSETS		\$54,972.85
LIABILITIES AND RESERVES:		
Warrants Outstanding		\$3,915.65
Reserve for Interest on Warrants		\$0.00
Reserves From Schedule 8		\$0.00
TOTAL LIABILITIES AND RESERVES		\$3,915.65
CASH FUND BALANCE JUNE 30, 2023		\$51,057.20
TOTAL LIABILITIES, RESERVES AND CASH FUND BALANCE		\$54,972.85

Schedule 2: Revenue and Requirements, 2022-2023		
REVENUE:	Estimated Budget	Actual Revenue & Expenditures
Revenues, Non-Revenue Receipts & Cash Balances (Schedule 6)	\$242,084.95	\$256,090.34
LESS: REQUIREMENTS:		
Expenditures (Schedule 8)	\$242,084.95	\$205,033.14
CASH FUND BALANCE JUNE 30, 2023	-\$0.01	\$51,057.20

Schedule 3: Child Nutrition Fund Cash Accounts of Current and all Prior Years				
CURRENT AND ALL PRIOR YEARS	2022-23	2021-22	PRE-2021	Total
Cash Balance Reported to Excise Board 6-30-22	\$0.00	\$88,626.41	\$0.00	\$88,626.41
REVENUES, NON-REVENUE RECEIPTS & CASH BALANCE				
Revenues/Non-Rev (Sch 6 Source Codes 1000 to 5999)	\$173,791.17	\$0.00	\$0.00	\$173,791.17
Cash Balances Transferred (Sch 6 Source Code 6110)	\$82,299.17	-\$82,299.17	\$0.00	\$0.00
Prior Year Lapsed Appropr (Sch 6 Source Code 6130)	\$0.00	\$0.00	\$0.00	\$0.00
Estopped Warrants (Sch 6 Source Code 6140)	\$0.00	\$0.00	\$0.00	\$0.00
Interfund Transfers (Sch 6 Source Code 6200)	\$0.00	\$0.00	\$0.00	\$0.00
TOTAL REVENUES, NON-REVENUE RECEIPTS & CASH BALAN	\$256,090.34	-\$82,299.17	\$0.00	\$173,791.17
Warrants Paid of Year in Caption	\$201,117.49	\$6,327.24	\$0.00	\$207,444.73
TOTAL DISBURSEMENTS	\$201,117.49	\$6,327.24	\$0.00	\$207,444.73
CASH & INVESTMENTS BALANCE JUNE 30, 2023	\$54,972.85	\$0.00	\$0.00	\$54,972.85
Reserve for Warrants Outstanding (Schedule 4)	\$3,915.65	\$0.00	\$0.00	\$3,915.65
Reserve for Encumbrances (Schedule 8)	\$0.00	\$0.00	\$0.00	\$0.00
TOTAL LIABILITIES AND RESERVE	\$3,915.65	\$0.00	\$0.00	\$3,915.65
DEFICIT:	\$0.00	\$0.00	\$0.00	\$0.00
CASH FUND BAL FORWARD TO SUCCEEDING YEAR	\$51,057.20	\$0.00	\$0.00	\$51,057.20

Schedule 4: Child Nutrition Fund Warrant Accounts of Current and all Prior Years				
CURRENT AND ALL PRIOR YEARS	2022-23	2021-22	PRE-2021	Total
Warrants Outstanding 6-30 of Year in Caption	\$0.00	\$6,327.24	\$0.00	\$6,327.24
Warrants Registered During Year	\$205,033.14	\$0.00	\$0.00	\$205,033.14
TOTAL	\$205,033.14	\$6,327.24	\$0.00	\$211,360.38
Warrants Paid During Year	\$201,117.49	\$6,327.24	\$0.00	\$207,444.73
Warrants Coverted to Bonds or Judgments	\$0.00	\$0.00	\$0.00	\$0.00
Warrants Estopped by Statute/Canceled	\$0.00	\$0.00	\$0.00	\$0.00
TOTAL WARRANTS RETIRED	\$201,117.49	\$6,327.24	\$0.00	\$207,444.73
BALANCE WARRANTS OUTSTANDING JUNE 30, 2023	\$3,915.65	\$0.00	\$0.00	\$3,915.65

CHILD NUTRITION FUND ACCOUNTS COVERING THE PERIOD JULY 1, 2022 TO JUNE 30, 2023
ESTIMATE OF NEEDS FOR 2023-2024

EXHIBIT 'D'

Schedule 6: Revenue, Non-Revenue Receipts & Cash Balances			
SOURCE	2022-23 Account		
	AMOUNT ESTIMATED	ACTUALLY COLLECTED	
1000 DISTRICT SOURCES OF REVENUE:			
1100 TAXES LEVIED/ASSESSED			
1110 Ad Valorem Tax Levy (Current Year)	\$0.00	\$0.00	
1120 Ad Valorem Tax Levy (Prior Years)	\$0.00	\$0.00	
1130 Revenue In Lieu Of Taxes	\$0.00	\$0.00	
1140 Revenue From Local Governmental Units Other Than Leas	\$0.00	\$0.00	
1190 Other Taxes	\$0.00	\$0.00	
TOTAL TAXES LEVIED/ASSESSED	\$0.00	\$0.00	
1200 Tuition & Fees	\$0.00	\$0.00	
1300 Earnings on Investments and Bond Sales	\$0.00	\$0.00	
1400 Rental, Disposals and Commissions	\$0.00	\$0.00	
1500 Reimbursements	\$0.00	\$1,813.00	
1600 Other Local Sources of Revenue	\$0.00	\$0.00	
1700 CHILD NUTRITION PROGRAM			
1710 Students' Lunches	\$0.00	\$0.00	
1720 Students' Breakfasts	\$0.00	\$0.00	
1730 Adult Lunches/Breakfasts	\$0.00	\$0.00	
1740 Extra Food/A La Carte/Extra Milk	\$0.00	\$0.00	
1750 Special Milk Program	\$0.00	\$0.00	
1760 Contract Lunches, Breakfasts, Milk and Supplements	\$0.00	\$0.00	
1790 Other District Revenue (Child Nutrition Programs)	\$0.00	\$0.00	
TOTAL CHILD NUTRITION PROGRAM	\$0.00	\$0.00	
1800 Athletics	\$0.00	\$0.00	
TOTAL DISTRICT SOURCES OF REVENUE	\$0.00	\$1,813.00	
2000 INTERMEDIATE SOURCES OF REVENUE:			
TOTAL INTERMEDIATE SOURCES OF REVENUE	\$0.00	\$0.00	
3000 STATE SOURCES OF REVENUE:			
3100 Total Dedicated Revenue	\$0.00	\$0.00	
3200 Total State Aid - General Operations - Non-Categorical	\$0.00	\$0.00	
3300 State Aid - Competitive Grants - Categorical	\$0.00	\$0.00	
3400 State - Categorical	\$0.00	\$0.00	
3500 Special Programs	\$0.00	\$0.00	
3600 Other State Sources of Revenue	\$0.00	\$0.00	
3700 CHILD NUTRITION PROGRAM			
3710 State Reimbursement	\$0.00	\$0.00	
3720 State Matching	\$1,761.95	\$1,207.98	
TOTAL CHILD NUTRITION PROGRAM	\$1,761.95	\$1,207.98	
3800 State Vocational Programs - Multi-Source	\$0.00	\$0.00	
TOTAL STATE SOURCES OF REVENUE	\$1,761.95	\$1,207.98	
4000 FEDERAL SOURCES OF REVENUE:			
4100 Grants-In-Aid Direct From The Federal Government	\$0.00	\$0.00	
4200 Disadvantaged Students	\$0.00	\$0.00	
4300 Individuals With Disabilities	\$0.00	\$0.00	
4400 No Child Left Behind	\$0.00	\$0.00	
4500 Grants-In-Aid Passed Through Other State/Intermediate Sources	\$0.00	\$0.00	
4600 Other Federal Sources Passed Through State Dept Of Education	\$0.00	\$0.00	
4700 CHILD NUTRITION PROGRAMS			
4710 Lunches	\$101,208.60	\$87,839.97	
4720 Breakfasts	\$56,815.23	\$47,630.69	
4730 Special Milk	\$0.00	\$0.00	
4740 Summer Food Service Program	\$0.00	\$0.00	
4750 to 4790 Other Federal Child Nutrition Programs	\$0.00	\$15,299.51	
TOTAL CHILD NUTRITION PROGRAMS	\$158,023.83	\$150,770.17	
4800 Federal Vocational Education	\$0.00	\$0.00	
TOTAL FEDERAL SOURCES OF REVENUE	\$158,023.83	\$150,770.17	
5000 NON-REVENUE RECEIPTS:			
TOTAL NON-REVENUE RECEIPTS	\$0.00	\$20,000.02	
6000 BALANCE SHEET ACCOUNTS			
6100 CASH ACCOUNTS			
6110 Cash Forward	\$82,299.17	\$82,299.17	
6130 Prior-Year Lapsed Appropriations (Schedule 6)	\$0.00	\$0.00	
6140 Estopped Warrants by Statute	\$0.00	\$0.00	
TOTAL CASH ACCOUNTS	\$82,299.17	\$82,299.17	
6200 Interfund Transfers	\$0.00	\$0.00	
TOTAL BALANCE SHEET ACCOUNTS	\$82,299.17	\$82,299.17	
GRAND TOTAL	\$242,084.95	\$256,090.34	

CHILD NUTRITION FUND ACCOUNTS COVERING THE PERIOD JULY 1, 2022 TO JUNE 30, 2023
ESTIMATE OF NEEDS FOR 2023-2024

EXHIBIT 'D'

Schedule 6: Revenue, Non-Revenue Receipts & Cash Balances (Continued)				
SOURCE	2022-23 Account	BASIS AND LIMIT OF ENSUING	ESTIMATED BY GOVERNING BOARD	APPROVED BY EXCISE BOARD
	OVER/UNDER			
1000 DISTRICT SOURCES OF REVENUE:				
1100 TAXES LEVIED/ASSESSED				
1110 Ad Valorem Tax Levy (Current Year)	\$0.00	0.00%	\$0.00	\$0.00
1120 Ad Valorem Tax Levy (Prior Years)	\$0.00	0.00%	\$0.00	\$0.00
1130 Revenue In Lieu Of Taxes	\$0.00	0.00%	\$0.00	\$0.00
1140 Revenue From Local Governmental Units Other Than Leas	\$0.00	0.00%	\$0.00	\$0.00
1190 Other Taxes	\$0.00	0.00%	\$0.00	\$0.00
TOTAL TAXES LEVIED/ASSESSED	\$0.00		\$0.00	\$0.00
1200 Tuition & Fees	\$0.00	0.00%	\$0.00	\$0.00
1300 Earnings on Investments and Bond Sales	\$0.00	0.00%	\$0.00	\$0.00
1400 Rental, Disposals and Commissions	\$0.00	0.00%	\$0.00	\$0.00
1500 Reimbursements	\$1,813.00	0.00%	\$0.00	\$0.00
1600 Other Local Sources of Revenue	\$0.00	0.00%	\$0.00	\$0.00
1700 CHILD NUTRITION PROGRAM				
1710 Students' Lunches	\$0.00	0.00%	\$0.00	\$0.00
1720 Students' Breakfasts	\$0.00	0.00%	\$0.00	\$0.00
1730 Adult Lunches/Breakfasts	\$0.00	0.00%	\$0.00	\$0.00
1740 Extra Food/A La Carte/Extra Milk	\$0.00	0.00%	\$0.00	\$0.00
1750 Special Milk Program	\$0.00	0.00%	\$0.00	\$0.00
1760 Contract Lunches, Breakfasts, Milk and Supplements	\$0.00	0.00%	\$0.00	\$0.00
1790 Other District Revenue (Child Nutrition Programs)	\$0.00	0.00%	\$0.00	\$0.00
TOTAL CHILD NUTRITION PROGRAM	\$0.00		\$0.00	\$0.00
1800 Athletics	\$0.00	0.00%	\$0.00	\$0.00
TOTAL DISTRICT SOURCES OF REVENUE	\$1,813.00		\$0.00	\$0.00
2000 INTERMEDIATE SOURCES OF REVENUE:				
TOTAL INTERMEDIATE SOURCES OF REVENUE	\$0.00		\$0.00	\$0.00
3000 STATE SOURCES OF REVENUE:				
3100 Total Dedicated Revenue	\$0.00	0.00%	\$0.00	\$0.00
3200 Total State Aid - General Operations - Non-Categorical	\$0.00	0.00%	\$0.00	\$0.00
3300 State Aid - Competitive Grants - Categorical	\$0.00	0.00%	\$0.00	\$0.00
3400 State - Categorical	\$0.00	0.00%	\$0.00	\$0.00
3500 Special Programs	\$0.00	0.00%	\$0.00	\$0.00
3600 Other State Sources of Revenue	\$0.00	0.00%	\$0.00	\$0.00
3700 CHILD NUTRITION PROGRAM				
3710 State Reimbursement	\$0.00	0.00%	\$0.00	\$0.00
3720 State Matching	-\$553.97	90.00%	\$1,087.18	\$1,087.18
TOTAL CHILD NUTRITION PROGRAM	-\$553.97		\$1,087.18	\$1,087.18
3800 State Vocational Programs - Multi-Source	\$0.00	0.00%	\$0.00	\$0.00
TOTAL STATE SOURCES OF REVENUE	-\$553.97		\$1,087.18	\$1,087.18
4000 FEDERAL SOURCES OF REVENUE:				
4100 Grants-In-Aid Direct From The Federal Government	\$0.00	0.00%	\$0.00	\$0.00
4200 Disadvantaged Students	\$0.00	0.00%	\$0.00	\$0.00
4300 Individuals With Disabilities	\$0.00	0.00%	\$0.00	\$0.00
4400 No Child Left Behind	\$0.00	0.00%	\$0.00	\$0.00
4500 Grants-In-Aid Passed Through Other State/Intermediate Sources	\$0.00	0.00%	\$0.00	\$0.00
4600 Other Federal Sources Passed Through State Dept Of Education	\$0.00	0.00%	\$0.00	\$0.00
4700 CHILD NUTRITION PROGRAMS				
4710 Lunches	-\$13,368.63	90.00%	\$79,055.97	\$79,055.97
4720 Breakfasts	-\$9,184.54	90.00%	\$42,867.62	\$42,867.62
4730 Special Milk	\$0.00	0.00%	\$0.00	\$0.00
4740 Summer Food Service Program	\$0.00	0.00%	\$0.00	\$0.00
4750 to 4790 Other Federal Child Nutrition Programs	\$15,299.51	90.00%	\$13,769.56	\$13,769.56
TOTAL CHILD NUTRITION PROGRAMS	-\$7,253.66		\$135,693.15	\$135,693.15
4800 Federal Vocational Education	\$0.00	0.00%	\$0.00	\$0.00
TOTAL FEDERAL SOURCES OF REVENUE	-\$7,253.66		\$135,693.15	\$135,693.15
5000 NON-REVENUE RECEIPTS:				
TOTAL NON-REVENUE RECEIPTS	\$20,000.02		\$0.00	\$0.00
6000 BALANCE SHEET ACCOUNTS				
6100 CASH ACCOUNTS				
6110 Cash Forward	\$0.00	62.04%	\$51,057.20	\$51,057.20
6130 Prior-Year Lapsed Appropriations (Schedule 6)	\$0.00	0.00%	\$0.00	\$0.00
6140 Estopped Warrants by Statute	\$0.00	0.00%	\$0.00	\$0.00
TOTAL CASH ACCOUNTS	\$0.00		\$51,057.20	\$51,057.20
6200 Interfund Transfers	\$0.00	0.00%	\$0.00	\$0.00
TOTAL BALANCE SHEET ACCOUNTS	\$0.00		\$51,057.20	\$51,057.20
GRAND TOTAL	\$14,005.40		\$187,837.54	\$187,837.54

CHILD NUTRITION FUND ACCOUNTS COVERING THE PERIOD JULY 1, 2022 TO JUNE 30, 2023
ESTIMATE OF NEEDS FOR 2023-2024

EXHIBIT 'D'

Schedule 7: Report of Prior Year Warrants Issued From Reserves			
FISCAL YEAR ENDING JUNE 30, 2022			
	RESERVES 06-30-2022	WARRANTS ISSUED SINCE	BALANCE LAPSED
TOTAL PRIOR YEAR RESERVES	\$0.00	\$0.00	\$0.00

Schedule 8: Report of Current Year Expenditures			
APPROPRIATED ACCOUNTS	FISCAL YEAR ENDING JUNE 30, 2023		
	APPROPRIATIONS		
	ORIGINAL	SUPPLEMENTAL ADJUSTMENTS	FINAL APPROPRIATIONS
1000 INSTRUCTION:	\$0.00	\$0.00	\$0.00
TOTAL INSTRUCTION	\$0.00	\$0.00	\$0.00
2000 SUPPORT SERVICES:	\$0.00	\$0.00	\$0.00
TOTAL SUPPORT SERVICES	\$0.00	\$0.00	\$0.00
3000 OPERATION OF NON-INSTRUCTION SERVICES:			
3100 CHILD NUTRITION PROGRAMS OPERATIONS			
3110 Supervision of Child Nutrition Programs Operations	\$0.00	\$0.00	\$0.00
3120 Food Preparation & Dispensing Services	\$15,000.00	\$0.00	\$15,000.00
3130 Food and Supplies Delivery Services	\$0.00	\$0.00	\$0.00
3140 Other Direct/Related Child Nutrition Programs Services	\$50,000.00	\$0.00	\$50,000.00
3150 Food Procurement Services	\$117,084.95	\$0.00	\$117,084.95
3160 Non-Reimbursable Services	\$0.00	\$0.00	\$0.00
3180 Nutrition Education & Staff Development	\$60,000.00	\$0.00	\$60,000.00
3190 Other Child Nutrition Programs Operations	\$0.00	\$0.00	\$0.00
TOTAL CHILD NUTRITION PROGRAMS OPERATIONS	\$242,084.95	\$0.00	\$242,084.95
3200 Other Enterprise Service Operations	\$0.00	\$0.00	\$0.00
3300 Community Services Operations	\$0.00	\$0.00	\$0.00
TOTAL OPERATION OF NON-INSTRUCTION SERVICES	\$242,084.95	\$0.00	\$242,084.95
4000 FACILITIES ACQUISITION & CONSTRUCTION SERV:			
4100 Supv. of Facilities Acquisition and Construction	\$0.00	\$0.00	\$0.00
4200 Site Acquisition Services	\$0.00	\$0.00	\$0.00
4300 Site Improvement Services	\$0.00	\$0.00	\$0.00
4400 Architecture and Engineering Services	\$0.00	\$0.00	\$0.00
4500 Educational Specifications Development Services	\$0.00	\$0.00	\$0.00
4600 Building Acquisition and Construction Services	\$0.00	\$0.00	\$0.00
4700 Building Improvement Services	\$0.00	\$0.00	\$0.00
4900 Other Facilities Acquisition and Const. Services	\$0.00	\$0.00	\$0.00
TOTAL FACILITIES ACQUISITION & CONST. SERVICES	\$0.00	\$0.00	\$0.00
5000 OTHER OUTLAYS:			
5100 Debt Service	\$0.00	\$0.00	\$0.00
5200 Reimbursement(Child Nutrition Fund)	\$0.00	\$0.00	\$0.00
5300 Clearing Account	\$0.00	\$0.00	\$0.00
5400 Indirect Cost Entitlement	\$0.00	\$0.00	\$0.00
5500 Private Nonprofit Schools	\$0.00	\$0.00	\$0.00
5600 Correcting Entry	\$0.00	\$0.00	\$0.00
TOTAL OTHER OUTLAYS	\$0.00	\$0.00	\$0.00
7000 OTHER USES:	\$0.00	\$0.00	\$0.00
TOTAL OTHER USES	\$0.00	\$0.00	\$0.00
8000 REPAYMENTS:	\$0.00	\$0.00	\$0.00
TOTAL REPAYMENTS	\$0.00	\$0.00	\$0.00
TOTAL CHILD NUTRITION FUND 2022-23 FISCAL YEAR	\$242,084.95	\$0.00	\$242,084.95

CHILD NUTRITION FUND ACCOUNTS COVERING THE PERIOD JULY 1, 2022 TO JUNE 30, 2023
ESTIMATE OF NEEDS FOR 2023-2024

EXHIBIT 'D'

Schedule 8: Report of Current Year Expenditures (Continued)				
FISCAL YEAR ENDING JUNE 30, 2023				
APPROPRIATED ACCOUNTS	WARRANTS ISSUED	RESERVES	LAPSED BALANCE KNOWN TO BE UNENCUMBERED	2022-2023 EXPENDITURES FOR CURRENT EXPENSE PURPOSES
1000 INSTRUCTION:	\$0.00	\$0.00	\$0.00	\$0.00
TOTAL INSTRUCTION	\$0.00	\$0.00	\$0.00	\$0.00
2000 SUPPORT SERVICES:	\$0.00	\$0.00	\$0.00	\$0.00
TOTAL SUPPORT SERVICES	\$0.00	\$0.00	\$0.00	\$0.00
3000 OPERATION OF NON-INSTRUCTION SERVICES:				
3100 CHILD NUTRITION PROGRAMS OPERATIONS				
3110 Supervision of Child Nutrition Programs Operations	\$0.00	\$0.00	\$0.00	\$0.00
3120 Food Preparation & Dispensing Services	\$11,092.27	\$0.00	\$3,907.73	\$11,092.27
3130 Food and Supplies Delivery Services	\$0.00	\$0.00	\$0.00	\$0.00
3140 Other Direct/Related Child Nutrition Programs Services	\$45,223.08	\$0.00	\$4,776.92	\$45,223.08
3150 Food Procurement Services	\$97,883.85	\$0.00	\$19,201.10	\$97,883.85
3160 Non-Reimbursable Services	\$0.00	\$0.00	\$0.00	\$0.00
3180 Nutrition Education & Staff Development	\$50,833.94	\$0.00	\$9,166.06	\$50,833.94
3190 Other Child Nutrition Programs Operations	\$0.00	\$0.00	\$0.00	\$0.00
TOTAL CHILD NUTRITION PROGRAMS OPERATIONS	\$205,033.14	\$0.00	\$37,051.81	\$205,033.14
3200 Other Enterprise Service Operations	\$0.00	\$0.00	\$0.00	\$0.00
3300 Community Services Operations	\$0.00	\$0.00	\$0.00	\$0.00
TOTAL OPERATION OF NON-INSTRUCTION SERVICES	\$205,033.14	\$0.00	\$37,051.81	\$205,033.14
4000 FACILITIES ACQUISITION & CONSTRUCTION SERV:				
4100 Supv. of Facilities Acquisition and Construction	\$0.00	\$0.00	\$0.00	\$0.00
4200 Site Acquisition Services	\$0.00	\$0.00	\$0.00	\$0.00
4300 Site Improvement Services	\$0.00	\$0.00	\$0.00	\$0.00
4400 Architecture and Engineering Services	\$0.00	\$0.00	\$0.00	\$0.00
4500 Educational Specifications Development Services	\$0.00	\$0.00	\$0.00	\$0.00
4600 Building Acquisition and Construction Services	\$0.00	\$0.00	\$0.00	\$0.00
4700 Building Improvement Services	\$0.00	\$0.00	\$0.00	\$0.00
4900 Other Facilities Acquisition and Const. Services	\$0.00	\$0.00	\$0.00	\$0.00
TOTAL FACILITIES ACQUISITION & CONST. SERVICES	\$0.00	\$0.00	\$0.00	\$0.00
5000 OTHER OUTLAYS:				
5100 Debt Service	\$0.00	\$0.00	\$0.00	\$0.00
5200 Reimbursement(Child Nutrition Fund)	\$0.00	\$0.00	\$0.00	\$0.00
5300 Clearing Account	\$0.00	\$0.00	\$0.00	\$0.00
5400 Indirect Cost Entitlement	\$0.00	\$0.00	\$0.00	\$0.00
5500 Private Nonprofit Schools	\$0.00	\$0.00	\$0.00	\$0.00
5600 Correcting Entry	\$0.00	\$0.00	\$0.00	\$0.00
TOTAL OTHER OUTLAYS	\$0.00	\$0.00	\$0.00	\$0.00
7000 OTHER USES:	\$0.00	\$0.00	\$0.00	\$0.00
TOTAL OTHER USES	\$0.00	\$0.00	\$0.00	\$0.00
8000 REPAYMENTS:	\$0.00	\$0.00	\$0.00	\$0.00
TOTAL REPAYMENTS	\$0.00	\$0.00	\$0.00	\$0.00
TOTAL CHILD NUTRITION FUND 2022-23 FISCAL YEA	\$205,033.14	\$0.00	\$37,051.81	\$205,033.14

ESTIMATE OF NEEDS FOR THE FISCAL YEAR 2023-24		Estimate of Needs by Governing Board	Approved by County Excise Board
PURPOSE:			
Current Expense		\$187,837.54	\$187,837.54
Pro rata share of County Assessor's Budget as determined by County Excise Board		\$0.00	\$0.00
GRAND TOTAL - Home School		\$187,837.54	\$187,837.54

CERTIFICATE OF EXCISE BOARD

State of Oklahoma, County of Cherokee

We, do further certify that we have examined the statement of estimated needs for the current fiscal year ending June 30, 2023, as certified by the Board of Education of Peggs Public Schools, District Number C031 of said County and State, and its financial statement for the preceding year, and in so doing we have diligently performed the duties imposed upon this Excise Board by 68 O. S. 2001 Section 3007, by (1) ascertaining that the financial statements, as to the statistics therein contained, reflect the true fiscal condition at the close of the fiscal year, or caused the same to be corrected so to show; (2) struck from the estimate of needs so submitted any items not authorized by law and reduced to the sum authorized by law any items restricted by statute as to the amount lawfully expendable therefor; (3) supplemented such estimate, after appropriate action, by an estimate of needs prepared by this Excise Board to make provision for mandatory functions based upon statistics authoritatively submitted; (4) computed the total means available to each fund in the manner provided, applying the Governing Board's estimate of revenue to be derived from surplus tax of the immediately preceding year and from sources other than ad valorem tax, or reduced such estimate to not less than the lawfully authorized ratio of the several sums realized from such sources during the preceding fiscal year or to such lesser sum as may reasonably be anticipated under altered law or circumstance and using for such determination the basic collections of the preceding year and the ratios on which distribution or apportionment must be made during the ensuing or current year.

To the several and specific purposes of the estimated needs as certified, we have and do hereby appropriate the surplus balances of cash on hand of the prior year, estimates of income from sources other than ad valorem taxation within the limitation fixed by law, and the proceeds of ad valorem tax levy within the number of mills authorized, either by apportionment by the Legislature, allocation by the excise board or by legal election, all of which appropriations are made in so far as the available surpluses, revenues, and levies will permit, except in that we have also provided that, after deducting items consisting of cash and the revenue from all sources other than the 2023 tax and the proceeds of the 2023 tax levy are in excess of the residue of such appropriations, by a sum included for delinquent tax, computed at .0% of such residue. And provided further, if said School District has been ascertained to be a well defined State Aid District, the local budget, as approved and appropriated for, has been applied wholly to its operating accounts.

We further certify that the amount required to be raised from tax, excluding Homesteads, for General Revenue Fund purposes as approved, requires a total ad valorem tax levy of 35.000 Mills. Said levy is within the statutory limit, and if in excess, is within the constitutional limit and has been authorized by a vote of the people of said district, as shown by certificate of the School Board to-wit:

To this District, with valuations shown below, the Excise Board allocated 5.000 Mills, plus 15.000 Mills authorized by the Constitution, plus an emergency levy of 5.000 Mills; plus local support levy of 10.000 Mills; for a total levy for the General Fund of 35.000 Mills.

We further certify that the amount required to be raised for building fund purposes as approved requires a tax levy of 5.000 Mills, and said levy has been certified as authorized by a vote of the people at an election held for that purpose. We further certify that Assessed Values used in computing Mill-vote levies have been applied as certified by the County Assessor.

We further certify that we have examined the within statements of account and estimated needs or requirements of the Governing Board of Peggs Public Schools, School District No. C031 of said County and State, in relation to the Sinking Fund or Funds thereof, and after finding the same correct or having caused the same to be corrected pursuant to 68 O. S. 2001 Section 3009, have approved the requirements therefor to fulfill the conditions of Section 26 and 28 of Article 10, Oklahoma Constitution, and have made and certified a tax levy therefor to the extent of the excess of said total requirements over the total of items 2, 3, 6, and 12 of Exhibit Y and any other legal deduction, including a reserve of .0% for delinquent taxes.

CERTIFICATE OF EXCISE BOARD
ESTIMATE OF NEEDS FOR 2023-2024

EXHIBIT "Y"					
County Excise Board's Appropriation of Income and Revenue	General Fund	Building Fund	Co-op Fund	Child Nutrition Fund	New Sinking Fund (Exc. Homesteads)
Appropriation Approved and Provision Made	\$ 2,884,943.43	\$ 181,587.89	\$ 95,493.36	\$ 187,837.54	\$ 0.00
Appropriation of Revenues:					
Excess of Assets Over Liabilities	\$ 673,530.03	\$ 147,543.54	\$ 10,493.36	\$ 51,057.20	\$ 0.00
Unclaimed Protest Tax Refunds	\$ 0.00	\$ 0.00	\$ 0.00	\$ 0.00	\$ 0.00
Miscellaneous Estimated Revenues	\$ 1,972,905.00	\$ 0.00	\$ 85,000.00	\$ 136,780.34	None
Est. Value of Surplus Tax in Process	\$ 0.00	\$ 0.00	\$ 0.00	\$ 0.00	None
Sinking Fund Contributions	\$ 0.00	\$ 0.00	\$ 0.00	\$ 0.00	\$ 0.00
Surplus Building Fund Cash	\$ 0.00	\$ 0.00	\$ 0.00	\$ 0.00	\$ 0.00
Total Other Than 2023 Tax	\$ 2,646,435.03	\$ 147,543.54	\$ 95,493.36	\$ 187,837.54	\$ 0.00
Balance Required	\$ 238,508.40	\$ 34,044.35	\$ 0.00	\$ 0.00	\$ 0.00
Add Allowance for Delinquency	\$ 23,850.84	\$ 3,404.44	\$ 0.00	\$ 0.00	\$ 0.00
Total Required for 2023 Tax	\$ 262,359.24	\$ 37,448.79	\$ 0.00	\$ 0.00	\$ 0.00
Rate of Levy Required and Certified	-----	-----	-----	-----	0.00 Mills

We further certify that the net assessed valuation of the Property, subject to ad valorem taxes, after the amount of all Homestead Exemptions have been deducted in the said School District as finally equalized and certified by the Board of Equalization for the current year 2023-2024 is as follows:

VALUATION AND LEVIES EXCLUDING HOMESTEADS					
County	Real	Personal	Public Service	Total	
This County Cherokee	\$ 5,751,840	\$ 585,029	\$ 920,648	\$ 7,257,517	
Joint County	\$ 0	\$ 0	\$ 0	\$ 0	
Joint County	\$ 0	\$ 0	\$ 0	\$ 0	
Joint County	\$ 0	\$ 0	\$ 0	\$ 0	
Joint County	\$ 0	\$ 0	\$ 0	\$ 0	
Joint County	\$ 0	\$ 0	\$ 0	\$ 0	
Joint County	\$ 0	\$ 0	\$ 0	\$ 0	
Joint County	\$ 0	\$ 0	\$ 0	\$ 0	
Joint County	\$ 0	\$ 0	\$ 0	\$ 0	
Joint County	\$ 0	\$ 0	\$ 0	\$ 0	
Joint County	\$ 0	\$ 0	\$ 0	\$ 0	
Joint County	\$ 0	\$ 0	\$ 0	\$ 0	
Joint County	\$ 0	\$ 0	\$ 0	\$ 0	
Joint County	\$ 0	\$ 0	\$ 0	\$ 0	
Total Valuations, All Counties	\$ 5,751,840	\$ 585,029	\$ 920,648	\$ 7,257,517	

The assessed valuations herein certified have been used in computing the rates of mill levies and the proceeds thereof appropriated as aforesaid; and that having ascertained as aforesaid, the aggregate amount to be raised by ad valorem taxation, be raised by ad valorem taxation, we thereupon made the above levies therefor as provided by law as follows:

CERTIFICATE OF EXCISE BOARD
ESTIMATE OF NEEDS FOR 2023-2024

EXHIBIT "Y" Continued:		Primary County And All Joint Counties				
Levies Required and Certified:		Valuation And Levies Excluding Homesteads			Total Required For 2023 Tax	
County	General Fund	Building Fund	Total Valuation	General	Building	
This County Cherokee	36.15 Mills	5.16 Mills	\$ 7,257,517	\$ 262,359	\$ 37,449	
Joint Co.	0.00 Mills	0.00 Mills	\$ 0	\$ 0	\$ 0	
Joint Co.	0.00 Mills	0.00 Mills	\$ 0	\$ 0	\$ 0	
Joint Co.	0.00 Mills	0.00 Mills	\$ 0	\$ 0	\$ 0	
Joint Co.	0.00 Mills	0.00 Mills	\$ 0	\$ 0	\$ 0	
Joint Co.	0.00 Mills	0.00 Mills	\$ 0	\$ 0	\$ 0	
Joint Co.	0.00 Mills	0.00 Mills	\$ 0	\$ 0	\$ 0	
Joint Co.	0.00 Mills	0.00 Mills	\$ 0	\$ 0	\$ 0	
Joint Co.	0.00 Mills	0.00 Mills	\$ 0	\$ 0	\$ 0	
Joint Co.	0.00 Mills	0.00 Mills	\$ 0	\$ 0	\$ 0	
Joint Co.	0.00 Mills	0.00 Mills	\$ 0	\$ 0	\$ 0	
Joint Co.	0.00 Mills	0.00 Mills	\$ 0	\$ 0	\$ 0	
Joint Co.	0.00 Mills	0.00 Mills	\$ 0	\$ 0	\$ 0	
Totals			\$ 7,257,517	\$ 262,359	\$ 37,449	

Sinking Fund: 0.00 Mills

We do hereby order the above levies to be certified forthwith by the Secretary of this Board to the County Assessor of said County, in order that the County Assessor may immediately extend said levies upon the Tax Rolls for the year 2023 without regard to any protest that may be filed against any levies, as required by 68 O. S. 2001, Section 2869.

Signed at Tahlequah, Oklahoma, this 18 day of September 2023

Buck Geese
Excise Board Member

Jim Haney
Excise Board Chairman
Cheryl A. Trammel
Jim Haney
Excise Board Secretary

Joint School District Levy Certification for Peggs Public Schools C031

Career Tech District Number _____ :

General Fund _____

Building Fund _____

State of Oklahoma)
) ss
County of Cherokee)

I, Cheryl A. Trammel, Cherokee County Clerk, do hereby certify that the above levies are true and correct for the taxable year 2023.

Witness my hand and seal, on September 18, 2023

Cheryl A. Trammel
Cherokee County Clerk

